

# ICT & ITES Industry Statistics & Yearbook

## 2010

Published by:

**int@j**  
Information and  
Communication Technology  
Association - Jordan

  
وزارة الاتصالات وتكنولوجيا المعلومات  
Ministry of Information and  
Communications Technology

## Table of Contents

Table of Contents .....	2
Frequently Used Acronyms and Abbreviations .....	4
Disclaimer .....	5
Introduction.....	6
Classification Framework.....	6
Methodology .....	6
Survey Sample Population .....	9
Summary of Participants .....	9
Participants by Economic Activities .....	10
2010 IT/ITES Sector Statistics .....	11
Overview .....	11
IT Growth (2000 – 2010) .....	11
2010 Telecom Sector Statistics .....	15
Revenue by Economic Activities .....	16
IT & ITES .....	16
IT .....	18
ITES .....	22
ICT Training .....	22
IT and ITES Exports .....	23
IT and ITES Export Volumes by Country.....	23
Revenue by Economic Section .....	25

IT and ITES Employment .....	30
Overview .....	30
IT and ITES Employment by Category .....	32
Employment by Function .....	32
Employment by Nationality .....	33
Employment by Location .....	33
Employment by Gender .....	33
Direct Investment .....	34
Appendix.....	35
ISIC 4 ICT & ITES Economic Activities .....	35
ISIC 4 Economic Sections .....	36
ICT & ITES Companies Director by ISIC 4.0 Activity .....	37

## Frequently Used Acronyms and Abbreviations

<b>ICT</b>	Information and Communication Technology
<b>IT</b>	Information Technology
<b>ITES</b>	IT Enabled Services
<b>int@j</b>	Information Technology Association – Jordan
<b>MoICT</b>	Ministry of Information & Communication Technology
<b>SABEQ</b>	USAID Jordan Economic Development Program
<b>ISIC</b>	International Standard Industrial Classification
<b>OECD</b>	Organization for Economic Co-operation and Development
<b>UNSTATS</b>	United Nations Statistics Division
<b>NEC</b>	Not Elsewhere Classified
<b>FDI</b>	Foreign Direct Investment

## Disclaimer

For accuracy purposes, Telecom statistics have been separated from IT & ITES numbers into different sections, IT and ITES statistics are published by the ICT Association of Jordan – int@j, Telecom is published according to the numbers sources referenced in its section. In addition, Telecom companies have been included in the classification of enterprises at the end of this year book.

## Introduction

Jordan's ICT and IT Enabled Services (ITES)<sup>1</sup> sector has come a long way in the past years and has achieved a great deal of accomplishments in which we can all take great pride. ICT and ITES are listed amongst the government's highest priorities, and are expected to continue to contribute to the Jordanian economy.

To demonstrate the sector's growth in terms of numbers and to determine the growth in market size, exports, investments, and employment, the Information Technology Association of Jordan (int@j) and the Ministry of Information and Communications Technology (MoICT) in cooperation with the USAID Jordan Economic Development Program (SABEQ) have completed the ICT and ITES Sector Classification and Statistics for 2010 aiming to provide clear and accurate references on Jordan's ICT and ITES sector size and magnitude.

## Classification Framework

The International Standard Industrial Classification of All Economic Activities (ISIC) is the international reference classification of productive activities. Its main purpose is to provide a set of activity categories that can be utilized for the collection and reporting of statistics according to such activities.

ISIC is a classification according to kind of productive activity, and not a classification of goods and services. It is distinctively different in nature and purpose from the classifications of goods and services, ownership, institutional units or other types of classifications.

All the ICT and ITES Sector classifications in this report were mapped to the fourth revision of ISIC (ISIC, Rev.4) which is the outcome of a review process that spanned several years and involved contributions from many classifications experts and users around the world. The fourth revision of ISIC provides substantially more detail at all levels than the previous versions of the classification. This increased detail responds to requests by both producers and users of statistics.

## Methodology

For accuracy purposes, Telecom statistics have been separated from IT & ITES numbers into different sections, IT and ITES statistics are published by the ICT Association of Jordan – int@j, Telecom is published according to the numbers sources referenced in its section. In addition, Telecom companies have been included in the classification of enterprises at the end of this year book.

---

<sup>1</sup> IT enabled services are the services that make extensive use of information and communication technologies.

The 2010 ICT and IT Enabled Services (ITES) Sector Classification and Statistics Survey conducted between January and May 2011 represents a holistic assessment of Jordan's Information and Communications Technology (ICT) and IT Enabled Services (ITES) industry.

The Survey was designed based on the International Standard Industrial Classification, Version 4.0 (ISIC 4.0) to provide information on the following topics:

- IT and ITES revenue (domestic and export)
- IT and ITES employment
- IT and ITES investments

The survey followed a secure mechanism that ensured data confidentiality, by using an online custom application to aggregate the data provided by companies. The online application was developed in a way to allow system administrators only to access aggregate numbers and not the specific numbers provided by each company. Entered data is split automatically into two separate databases once the application is submitted, making it impossible to link companies' information to their numbers.

#### Survey Methodology:

- The survey followed the Organization for Economic Co-operation and Development (OECD) definition of the ICT Sector, according to which the guiding principal for what constitutes an ICT enterprise is: "The production (goods and services) of a candidate industry must primarily be intended to fulfill or enable the function of information processing and communication by electronic means, including transmission and display"
- Based on the OECD definition of an ICT enterprise, ICT and ITES sector segments have been mapped to ISIC 4.0 sections.
- To ensure that the survey covers all ICT and ITES companies in Jordan (100% of the sector), comprehensive lists of companies with ICT and ITES related activities were obtained from the Ministry of Industry and Trade and all Industry and Trade Chambers in Jordan in order to identify ICT and ITES companies in Jordan (including int@j and non-int@j members)
- The initial consolidated list of companies was verified through phone calls to identify the companies to undertake the survey.
- The survey was then launched and verified companies with ICT and ITES activities were invited to fill the online questionnaire.

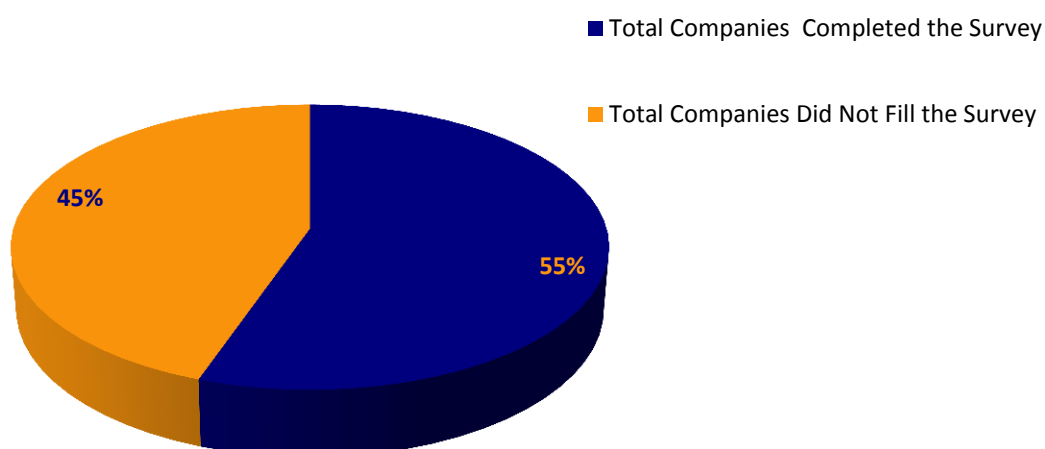
- During the survey, companies confirmed whether they are actually ICT and/or ITES related companies by examining a detailed list of activities and answering specific questions.
- The survey outcomes identified the companies who should be considered as ICT and/or ITES companies.
- Companies are classified as part of the ICT and ITES Sector if their “principal” activities belong to ISIC 4.0 ICT and ITES classes, i.e. are within the ICT and ITES classification domain.
- According to UNSTATS "An activity that contributes most to the value added of the unit, or the activity the value added of which exceeds that of any other activity undertaken by the unit is called its “principal” activity. It is not necessary that the principal activity account for 50% or more of the total value added of a unit”.
- Remaining companies, which did not complete the online questionnaire, were approached individually, and asked questions, in order to identify their activities based on (ISIC 4.0) classification and provide actual number of employees.
- The revenues for companies which did not fill the survey were estimated based on the actual average revenue of companies with the same “principal” ICT or ITES activity. Only the data of companies that were identified or identified themselves as carrying a “principal” activity that falls within the ICT and ITES Sector, according to a pre-defined list, were considered in the 2010 survey.
- Based on the fact that the 2010 survey adopted the ISIC 4.0 classification in identifying ICT and ITES activities and recognizing various industries, some of the identified activities and industries were different than the ones used in previous years’ surveys.
- For accuracy purposes, Telecom statistics have been separated from IT & ITES numbers into different sections, IT and ITES statistics are published by the ICT Association of Jordan – int@j, Telecom is published according to the numbers sources referenced in its section. In addition, Telecom companies have been included in the classification of enterprises at the end of this year book.

## Survey Sample Population

### Summary of Participants

Survey Participants Summary	
Category	Total
Initial Identified Companies	570
Suspended businesses or Non-ICT/ITES Identified Companies - 1st Stage Verification by Phone	93
Total Targeted Companies to fill the Survey	477
Non-ICT/ITES Identified Companies - 2nd Stage Verification Through Survey	21
Total ICT/ITES Identified Companies	456
Total Companies Completed the Survey	243
Total Companies Did Not Fill the Survey	213

### Survey Participants Summary



## Participants by Economic Activities

Companies Activities				
ISIC Code	ISIC Activity	Group A	Group B	Total
2610	Manufacture of electronic components and boards	1	0	1
263001	Manufacture of data communications equipment, such as bridges, routers, and gateways	1	0	1
332001	Installation of communications equipment	14	18	32
332002	Installation of mainframe and similar computers	4	1	5
4651	Wholesale of computers, computer peripheral equipment and software	39	27	66
465201	Wholesale of telephone and communications equipment	12	7	19
5820	Software publishing	13	11	24
6110	Wired telecommunications activities	2	1	3
6120	Wireless telecommunications activities	6	1	7
6190	Other telecommunications activities	7	6	13
6201	Computer programming activities	91	89	180
6202	Computer consultancy and computer facilities management activities	22	11	33
6209	Other information technology and computer service activities	26	11	37
6311	Data processing, hosting and related activities	8	6	14
6312	Web portals	34	37	71
8220	Activities of call centers	4	0	4
9511	Repair of computers and peripheral equipment	15	3	18
951202	Repair of communications transmission equipment (e.g. routers, bridges, modems)	2	0	2
Training	ICT Related Training	1	0	1
<b>Total</b>		<b>302</b>	<b>229</b>	<b>531</b>

Group A: Companies that completed the survey & carried out this activity

Group B: Companies that did not complete the survey & carried out this activity

## 2010 IT/ITES Sector Statistics

### Overview

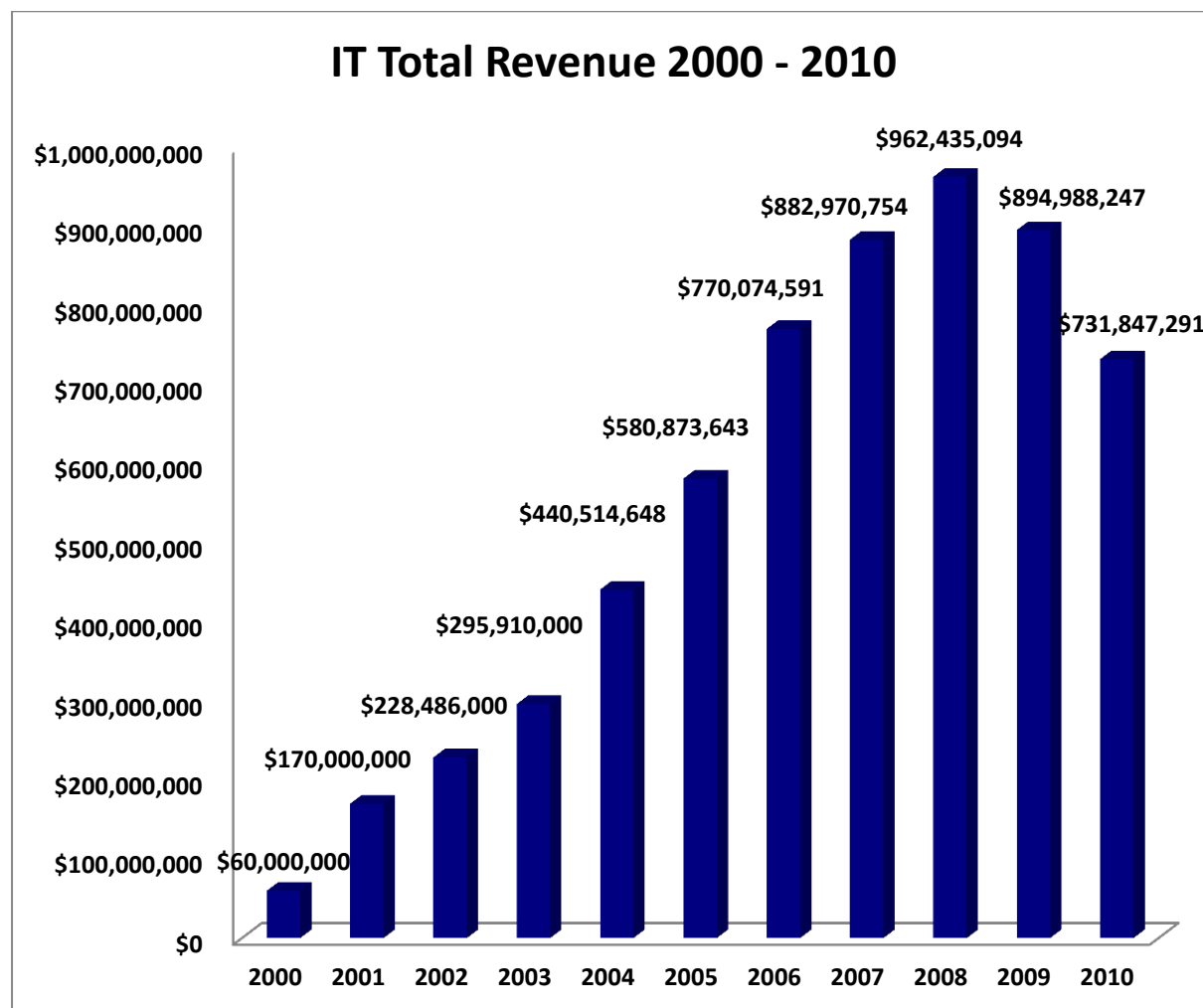
IT & ITES Sector Statistics 2010			
	Domestic	Export	Total
Total Revenue	\$531,536,256	\$204,390,305	\$735,926,560
IT Revenue	\$529,571,537	\$202,275,754	\$731,847,291
ITES Revenue	\$693,532	\$2,114,551	\$2,808,083
IT Training Revenue	\$1,271,186	\$0	\$1,271,186
IT and ITES Sector Employment			9,858
IT Employment			9,437
ITES Employment			421

**Note:** For accuracy purposes, all number presented in the above table for 2010 are only IT and ITES numbers, Telecom is published in a separate section and according to the numbers sources. In addition, Telecom companies have been included in the classification of enterprises at the end of this year book.

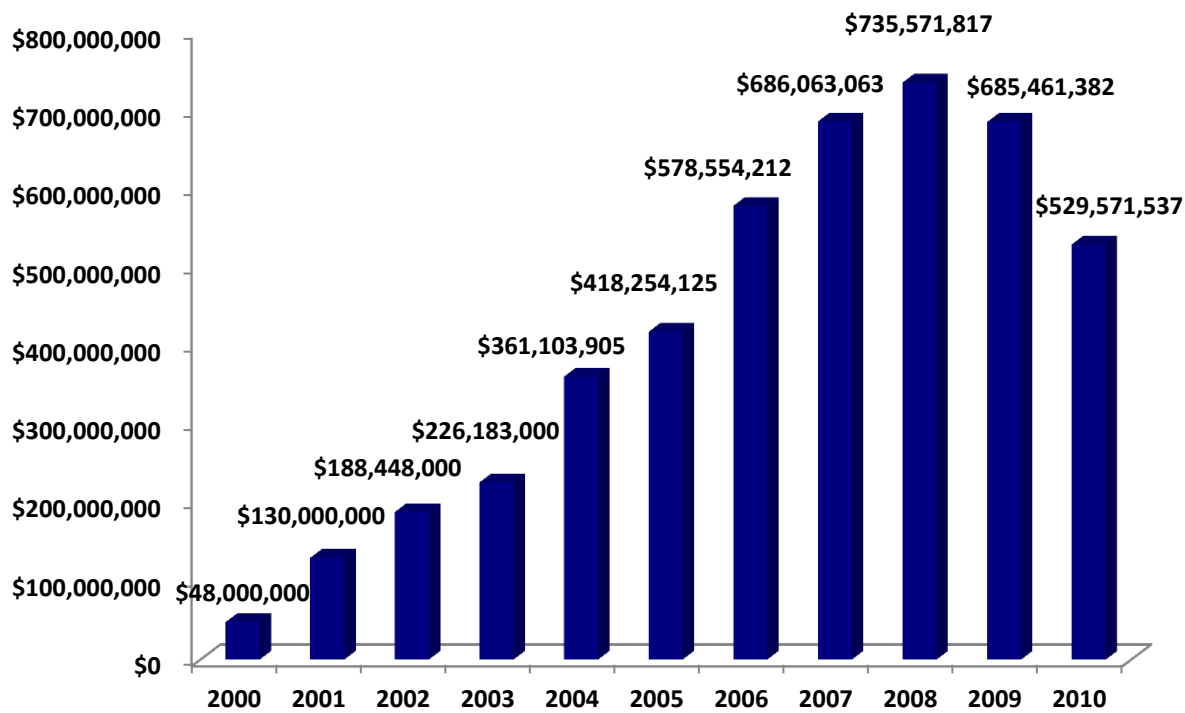
### IT Growth (2000 – 2010)

Summary 2000 - 2005						
	2000	2001	2002	2003	2004	2005
IT Export Revenue	\$12,000,000	\$40,000,000	\$40,038,000	\$69,728,000	\$79,410,743	\$162,619,518
Growth %	NA	233.33%	0.10%	74.16%	13.89%	105%
% of Total Revenues	20.00%	23.53%	17.52%	24%	18%	28%
IT Domestic Revenue	\$48,000,000	\$130,000,000	\$188,448,000	\$226,183,000	\$361,103,905	\$418,254,125
Growth %	NA	170.83%	44.96%	20.02%	59.65%	15.80%
% of Total Revenues	80.00%	76.47%	82.48%	76%	82%	72%
IT Total Revenue	\$60,000,000	\$170,000,000	\$228,486,000	\$295,910,000	\$440,514,648	\$580,873,643
Growth %	NA	183.33%	34.40%	29.51%	48.87%	31.86%
IT Foreign Direct Invest. (FDI) Yearly	NA	NA	\$8,005,500	\$11,594,500	\$2,900,000	\$10,524,761
IT FDI Cumuli.	NA	\$60,000,000	\$68,005,500	\$79,600,000	\$82,500,000	\$93,024,761
IT & ITES Emp.	1,250	6,000	8,000	8,117	8,523	10,032

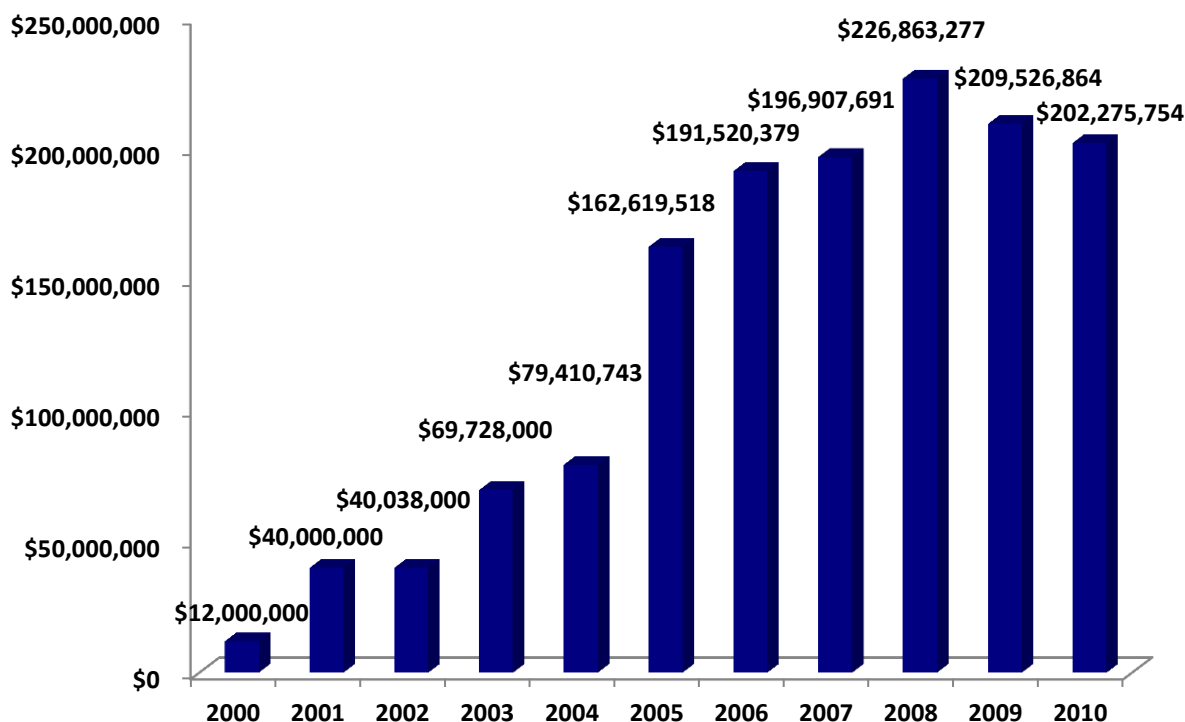
Summary 2006 - 2010					
	2006	2007	2008	2009	2010
IT Export Revenue	\$191,520,379	\$196,907,691	\$226,863,277	\$209,526,864	\$202,275,754
Growth %	17.80%	2.81%	15.21%	-7.64%	-3.46%
% of Total Revenues	25.00%	22.30%	23.57%	23.41%	27.64%
IT Domestic Revenue	\$578,554,212	\$686,063,063	\$735,571,817	\$685,461,382	\$529,571,537
Growth %	38.33%	18.58%	7.22%	-6.81%	-22.74%
% of Total Revenues	75.00%	77.70%	76.43%	76.59%	72.36%
IT Total Revenue	\$770,074,591	\$882,970,754	\$962,435,094	\$894,988,247	\$731,847,291
Growth %	32.57%	14.66%	9.00%	-7.01%	-18.23%
IT Foreign Direct Invest. (FDI) Yearly	\$13,569,656	\$3,070,791	\$1,690,141	\$16,231,326	\$14,944,209
IT FDI Cumuli.	\$106,594,417	\$109,665,208	\$111,355,349	\$127,586,675	\$142,530,884
IT & ITES Emp.	10,712	11,034	10,294	11,334	9,858

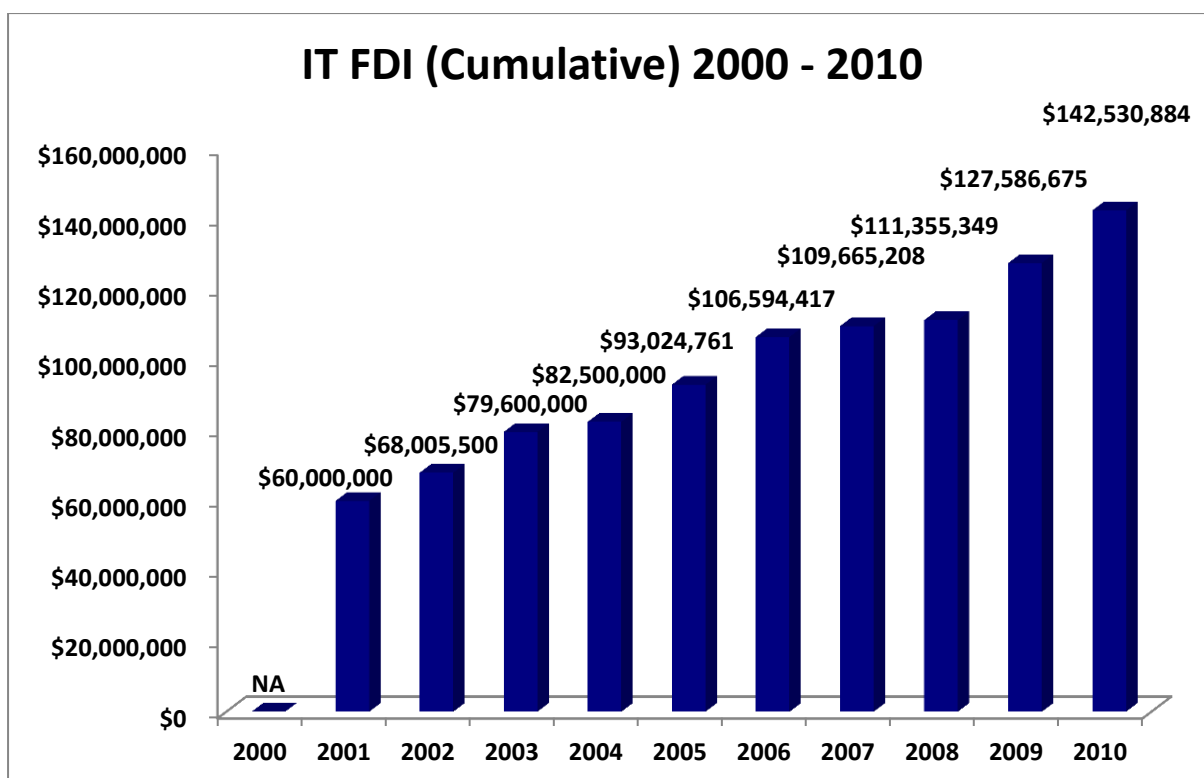
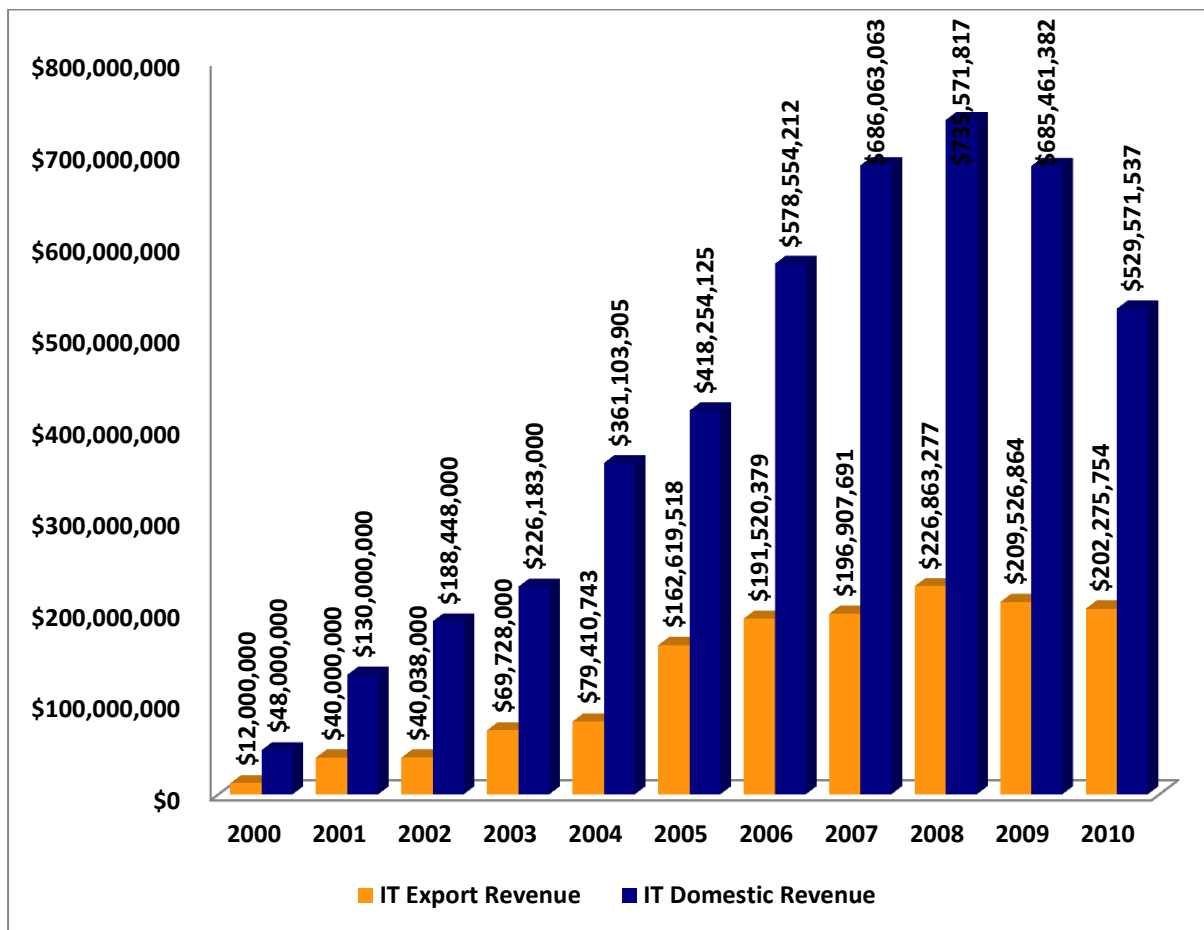


### IT Domestic Revenue 2000 - 2010



### IT Export Revenue 2000 - 2010





## 2010 Telecom Sector Statistics

Telecom Sector Statistics 2010			
	Activity	2009	2010
<b>Revenue(1)</b>		<b>\$1,167,609,000</b>	<b>\$1,186,640,000</b>
	PSTN	\$183,353,000	\$177,322,000
	Mobile	\$932,977,000	\$944,650,000
	Internet	\$51,279,000	\$64,668,000
<b>Penetration(2)</b>			
	Fixed Line Subscribers	501,000	485,000
	Fixed Line Penetration	8.40%	8%
	Mobile Subscribers	6,014,000	6,620,000
	Mobile Penetration	101%	108%
	Internet Users	1,742,000	2,324,000
	Internet Penetration	29%	38%
<b>Investment (Annual) (2)</b>		<b>\$247,881,356</b>	<b>\$310,451,977</b>
<b>Employment (2)</b>		<b>5,756</b>	<b>4,739</b>

Sources:

1 According to Arab Advisors Group

2 According to Telecommunications Regulatory Commission - TRC

## Revenue by Economic Activities

### IT & ITES

IT and ITES Revenue 2010						
ISIC Activity	Total Revenue	%	Domestic Revenue	%	Export Revenue	%
2610: Manufacture of electronic components and boards	\$706,215	0.10%	\$635,593	0.12%	\$70,621	0.03%
263001: Manufacture of data communications equipment, such as bridges, routers, and gateways	\$15,536,723	2.11%	\$15,536,723	2.92%	\$0	0.00%
332001: Installation of communications equipment	\$92,458,257	12.56%	\$85,029,856	16.00%	\$7,428,400	3.63%
332002: Installation of mainframe and similar computers	\$7,749,063	1.05%	\$7,749,063	1.46%	\$0	0.00%
4651: Wholesale of computers, computer peripheral equipment and software	\$243,972,903	33.15%	\$232,384,965	43.72%	\$11,587,938	5.67%
465201: Wholesale of telephone and communications equipment	\$5,691,502	0.77%	\$5,657,957	1.06%	\$33,545	0.02%
5820: Software publishing	\$15,542,934	2.11%	\$5,337,210	1.00%	\$10,205,724	4.99%
6110: Wired telecommunications activities	\$18,547,676	2.52%	\$13,029,661	2.45%	\$5,518,015	2.70%
6120: Wireless telecommunications activities	\$2,933,145	0.40%	\$2,933,145	0.55%	\$0	0.00%
6190: Other telecommunications activities	\$15,623,083	2.12%	\$5,078,289	0.96%	\$10,544,794	5.16%
6201: Computer programming activities	\$81,564,153	11.08%	\$64,603,081	12.15%	\$16,961,072	8.30%
6202: Computer consultancy and computer facilities management activities	\$77,450,540	10.52%	\$10,874,195	2.05%	\$66,576,345	32.57%
6209: Other information technology and computer service activities	\$51,374,205	6.98%	\$47,912,992	9.01%	\$3,461,213	1.69%

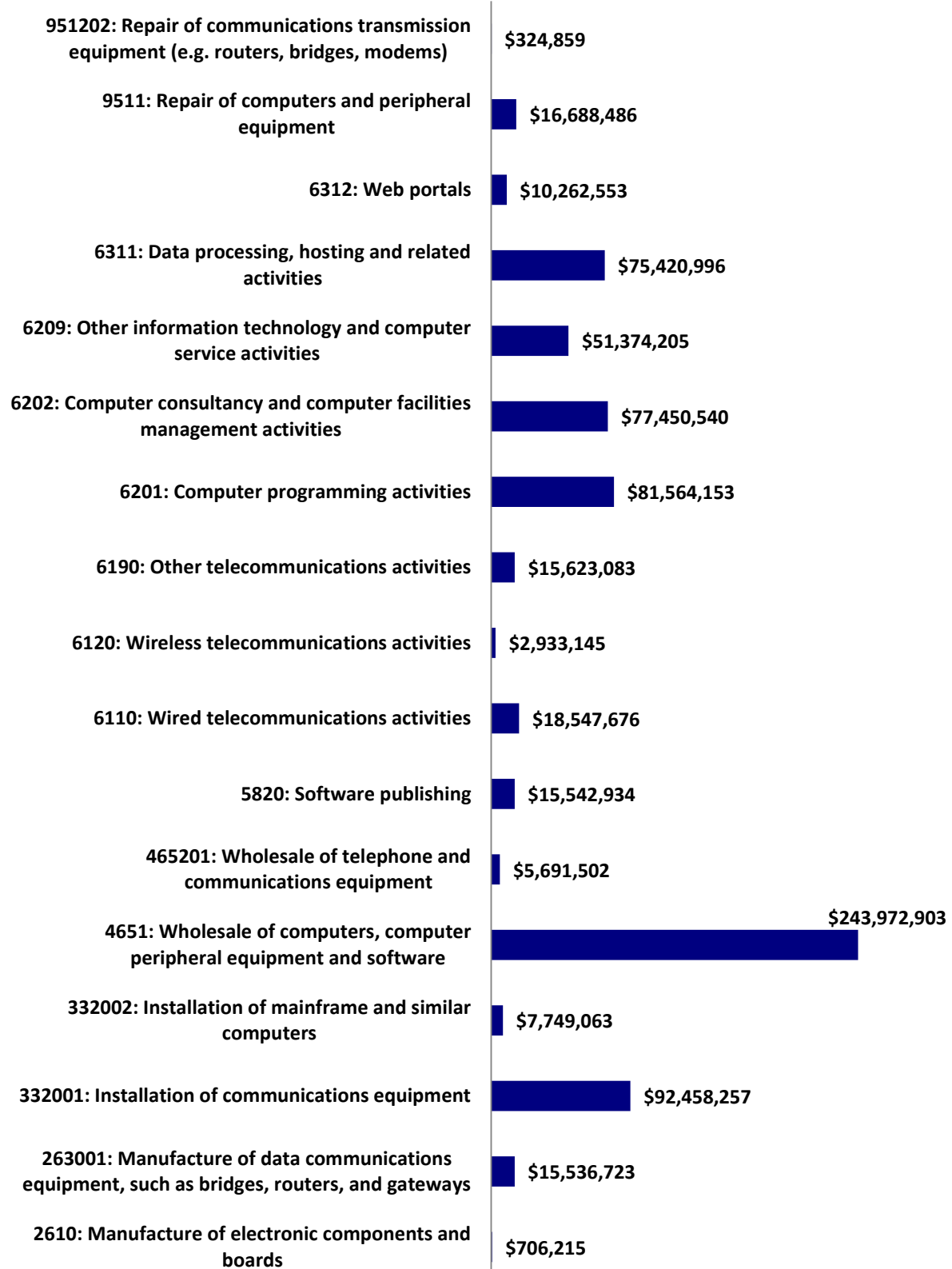
IT and ITES Revenue 2010						
ISIC Activity	Total Revenue	%	Domestic Revenue	%	Export Revenue	%
6311: Data processing, hosting and related activities	\$75,420,996	10.25%	\$18,509,080	3.48%	\$56,911,916	27.84%
6312: Web portals	\$10,262,553	1.39%	\$6,371,695	1.20%	\$3,890,857	1.90%
8220: Activities of call centers	\$2,808,083	0.38%	\$693,532	0.13%	\$2,114,551	1.03%
9511: Repair of computers and peripheral equipment	\$16,688,486	2.27%	\$7,603,173	1.43%	\$9,085,314	4.45%
951202: Repair of communications transmission equipment (e.g. routers, bridges, modems)	\$324,859	0.04%	\$324,859	0.06%	\$0	0.00%
ICT Related Training	\$1,271,186	0.17%	\$1,271,186	0.24%	\$0	0.00%
<b>Total</b>	<b>\$735,926,560</b>	<b>100%</b>	<b>\$531,536,256</b>	<b>100%</b>	<b>\$204,390,305</b>	<b>100%</b>

## IT

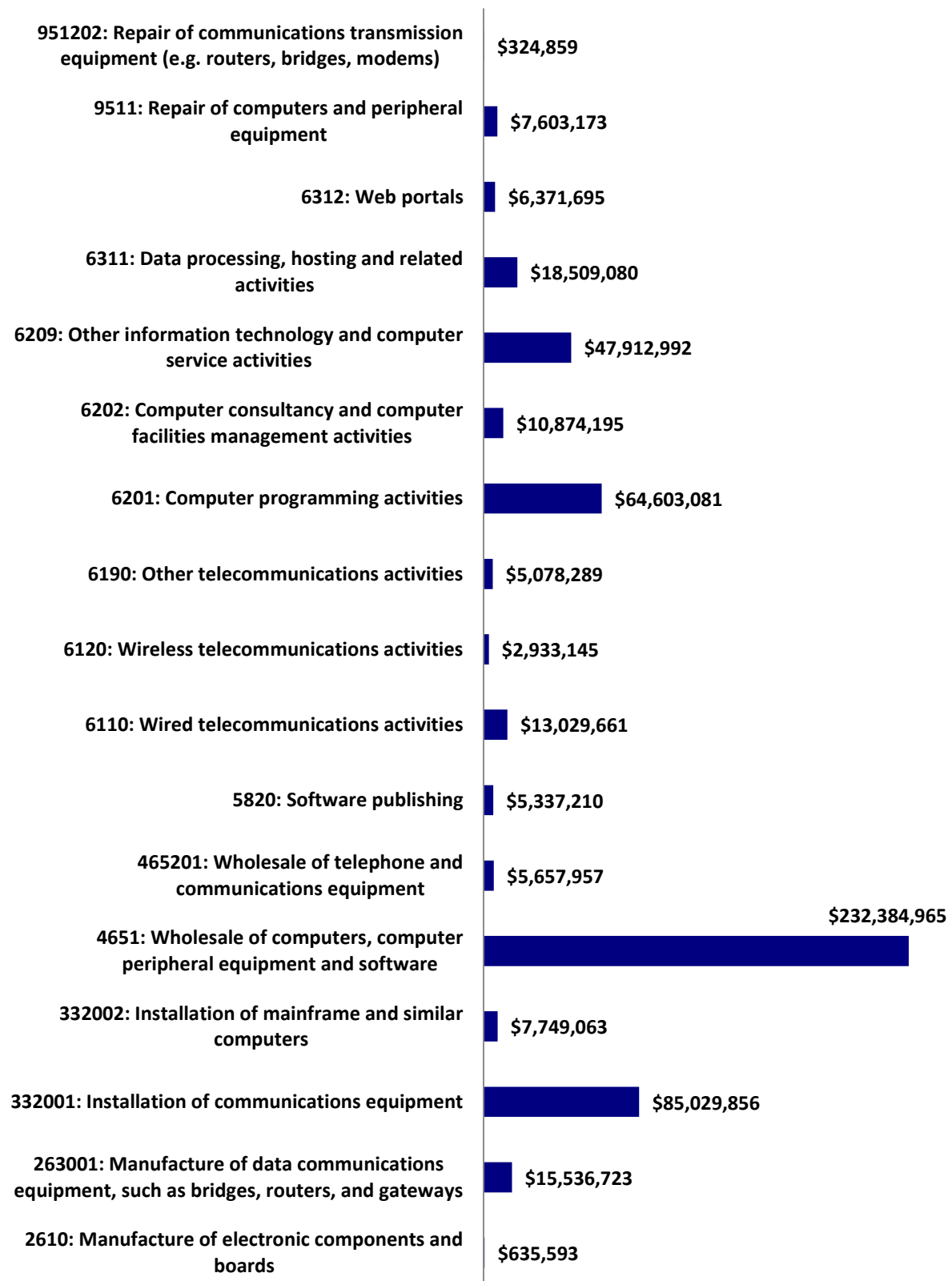
IT Revenue 2010						
ISIC Activity	Total Revenue	%	Domestic Revenue	%	Export Revenue	%
2610: Manufacture of electronic components and boards	\$706,215	0.10%	\$635,593	0.12%	\$70,621	0.03%
263001: Manufacture of data communications equipment, such as bridges, routers, and gateways	\$15,536,723	2.12%	\$15,536,723	2.93%	\$0	0.00%
332001: Installation of communications equipment	\$92,458,257	12.63%	\$85,029,856	16.06%	\$7,428,400	3.67%
332002: Installation of mainframe and similar computers	\$7,749,063	1.06%	\$7,749,063	1.46%	\$0	0.00%
4651: Wholesale of computers, computer peripheral equipment and software	\$243,972,903	33.34%	\$232,384,965	43.88%	\$11,587,938	5.73%
465201: Wholesale of telephone and communications equipment	\$5,691,502	0.78%	\$5,657,957	1.07%	\$33,545	0.02%
5820: Software publishing	\$15,542,934	2.12%	\$5,337,210	1.01%	\$10,205,724	5.05%
6110: Wired telecommunications activities	\$18,547,676	2.53%	\$13,029,661	2.46%	\$5,518,015	2.73%
6120: Wireless telecommunications activities	\$2,933,145	0.40%	\$2,933,145	0.55%	\$0	0.00%
6190: Other telecommunications activities	\$15,623,083	2.13%	\$5,078,289	0.96%	\$10,544,794	5.21%
6201: Computer programming activities	\$81,564,153	11.14%	\$64,603,081	12.20%	\$16,961,072	8.39%
6202: Computer consultancy and computer facilities management activities	\$77,450,540	10.58%	\$10,874,195	2.05%	\$66,576,345	32.91%
6209: Other information technology and computer service activities	\$51,374,205	7.02%	\$47,912,992	9.05%	\$3,461,213	1.71%

IT Revenue 2010						
ISIC Activity	Total Revenue	%	Domestic Revenue	%	Export Revenue	%
6311: Data processing, hosting and related activities	\$75,420,996	10.31%	\$18,509,080	3.50%	\$56,911,916	28.14%
6312: Web portals	\$10,262,553	1.40%	\$6,371,695	1.20%	\$3,890,857	1.92%
9511: Repair of computers and peripheral equipment	\$16,688,486	2.28%	\$7,603,173	1.44%	\$9,085,314	4.49%
951202: Repair of communications transmission equipment (e.g. routers, bridges, modems)	\$324,859	0.04%	\$324,859	0.06%	\$0	0.00%
<b>Total</b>	<b>\$731,847,291</b>	<b>100%</b>	<b>\$529,571,537</b>	<b>100%</b>	<b>\$202,275,754</b>	<b>100%</b>

## IT Revenue 2010



## IT Domestic Revenue 2010



## IT Export Revenue 2010

951202: Repair of communications transmission...	\$0
9511: Repair of computers and peripheral...	\$9,085,314
6312: Web portals	\$3,890,857
6311: Data processing, hosting and related...	\$56,911,916
6209: Other information technology and...	\$3,461,213
6202: Computer consultancy and computer...	\$66,576,345
6201: Computer programming activities	\$16,961,072
6190: Other telecommunications activities	\$10,544,794
6120: Wireless telecommunications activities	\$0
6110: Wired telecommunications activities	\$5,518,015
5820: Software publishing	\$10,205,724
465201: Wholesale of telephone and...	\$33,545
4651: Wholesale of computers, computer...	\$11,587,938
332002: Installation of mainframe and similar...	\$0
332001: Installation of communications equipment	\$7,428,400
263001: Manufacture of data communications...	\$0
2610: Manufacture of electronic components and...	\$70,621

## ITES

ITES Revenue 2010						
ISIC Activity	Total Revenue	%	Domestic Revenue	%	Export Revenue	%
8220: Activities of call centers	\$2,808,083	100.00%	\$693,532	100.00%	\$2,114,551	100.00%
<b>Total</b>	<b>\$2,808,083</b>	<b>100%</b>	<b>\$693,532</b>	<b>100%</b>	<b>\$2,114,551</b>	<b>100%</b>

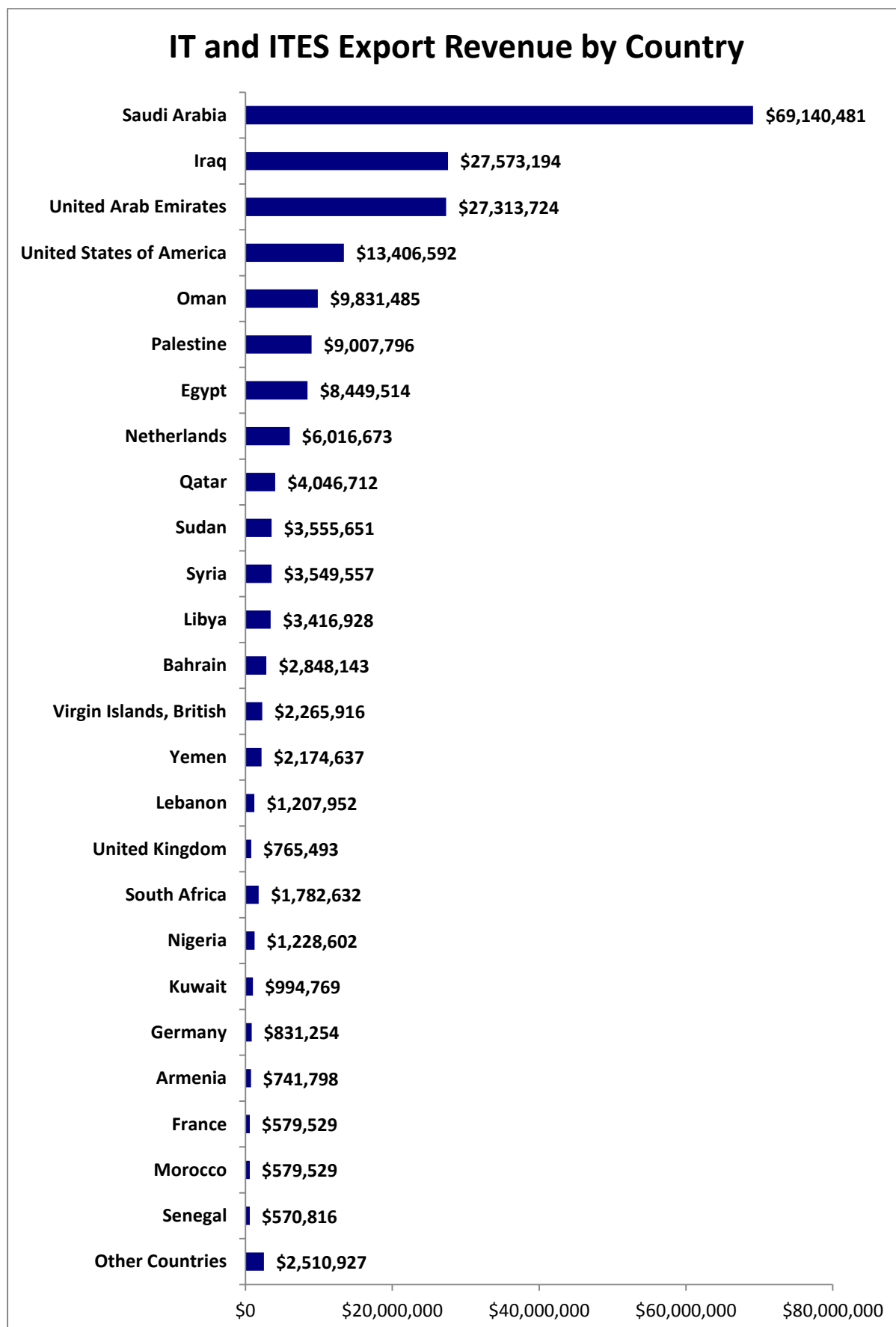
## ICT Training

IT Training Revenue 2010						
ISIC Activity	Total Revenue	%	Domestic Revenue	%	Export Revenue	%
ICT Related Training	\$1,271,186	100.00%	\$1,271,186	100.00%	\$0	0.00%
<b>Total</b>	<b>\$1,271,186</b>	<b>100%</b>	<b>\$1,271,186</b>	<b>100%</b>	<b>\$0</b>	<b>0%</b>

## IT and ITES Exports

### IT and ITES Export Volumes by Country

IT and ITES Export Revenue by Country		
Country	Export Revenue	%
Saudi Arabia	\$69,140,481	33.83%
Iraq	\$27,573,194	13.49%
United Arab Emirates	\$27,313,724	13.36%
United States of America	\$13,406,592	6.56%
Oman	\$9,831,485	4.81%
Palestine	\$9,007,796	4.41%
Egypt	\$8,449,514	4.13%
Netherlands	\$6,016,673	2.94%
Qatar	\$4,046,712	1.98%
Sudan	\$3,555,651	1.74%
Syria	\$3,549,557	1.74%
Libya	\$3,416,928	1.67%
Bahrain	\$2,848,143	1.39%
Virgin Islands, British	\$2,265,916	1.11%
Yemen	\$2,174,637	1.06%
Lebanon	\$1,207,952	0.59%
United Kingdom	\$765,493	0.37%
South Africa	\$1,782,632	0.87%
Nigeria	\$1,228,602	0.60%
Kuwait	\$994,769	0.49%
Germany	\$831,254	0.41%
Armenia	\$741,798	0.36%
France	\$579,529	0.28%
Morocco	\$579,529	0.28%
Senegal	\$570,816	0.28%
Other Countries	\$2,510,927	1.16%
<b>Total</b>	<b>\$204,390,305</b>	<b>100%</b>

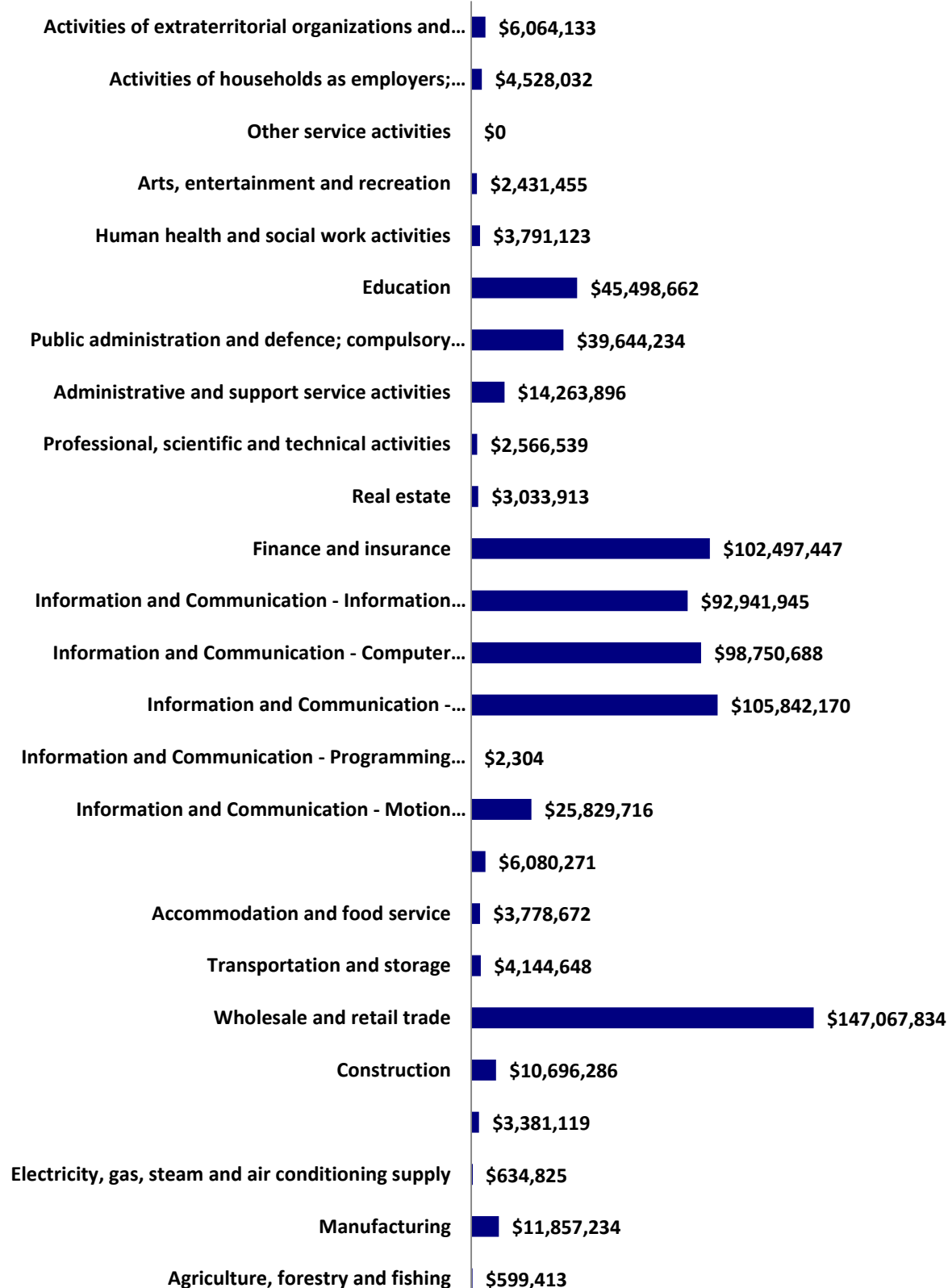


## Revenue by Economic Section

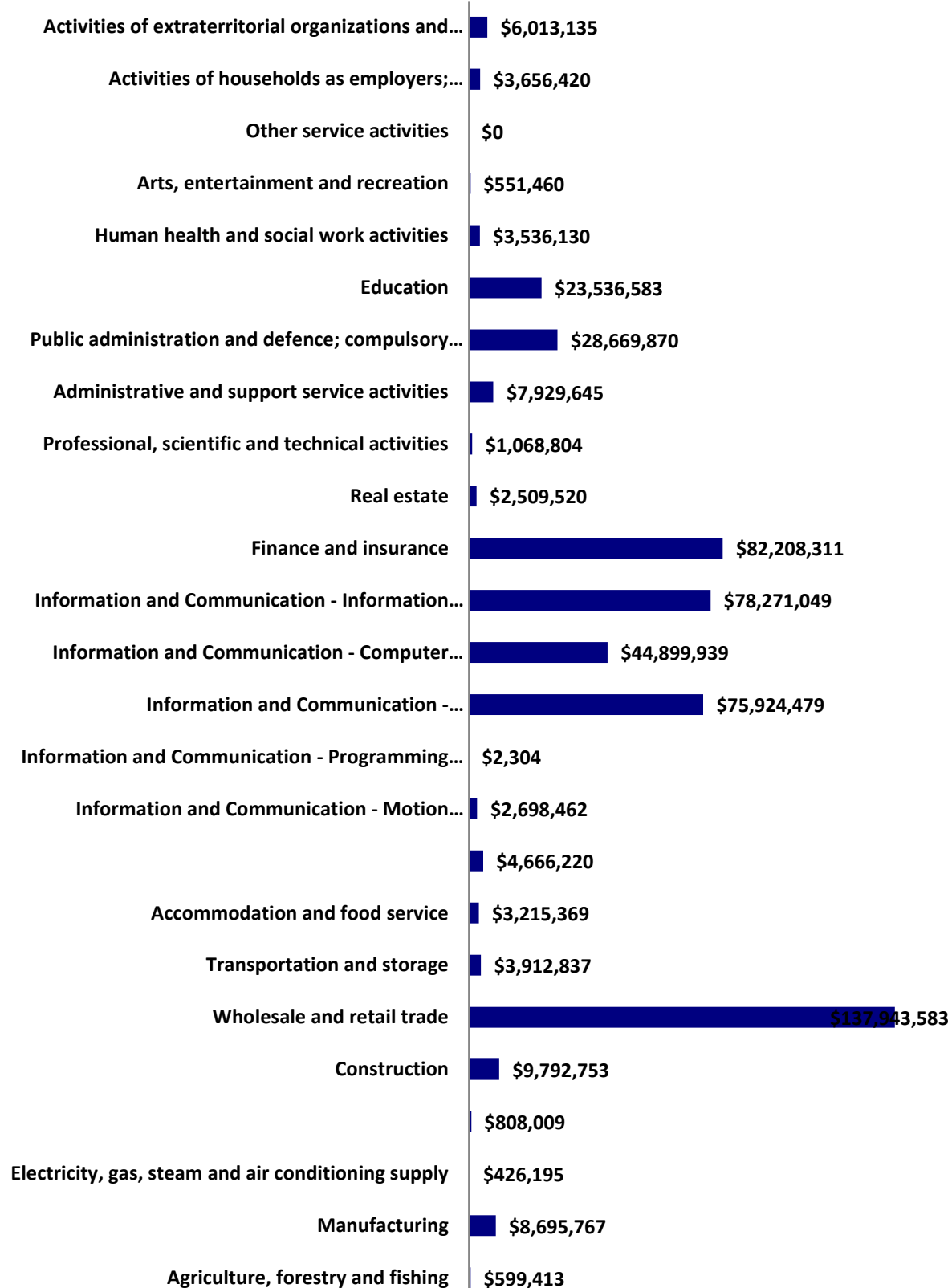
IT and ITES Sector Revenue by ISIC Section							
ISIC Section	ISIC Activity Description	Total Revenue	%	Domestic Revenue	%	Export Revenue	%
A	Agriculture, forestry and fishing	\$599,413	0.08%	\$599,413	0.11%	\$0	0.00%
C	Manufacturing	\$11,857,234	1.61%	\$8,695,767	1.64%	\$3,161,467	1.55%
D	Electricity, gas, steam and air conditioning supply	\$634,825	0.09%	\$426,195	0.08%	\$208,631	0.10%
E	Water supply; sewerage, waste management and remediation	\$3,381,119	0.46%	\$808,009	0.15%	\$2,573,110	1.26%
F	Construction	\$10,696,286	1.45%	\$9,792,753	1.84%	\$903,533	0.44%
G	Wholesale and retail trade	\$147,067,834	19.98%	\$137,943,583	25.95%	\$9,124,251	4.46%
H	Transportation and storage	\$4,144,648	0.56%	\$3,912,837	0.74%	\$231,812	0.11%
I	Accommodation and food service	\$3,778,672	0.51%	\$3,215,369	0.60%	\$563,302	0.28%
J1	Information and Communication - Publishing Activities	\$6,080,271	0.83%	\$4,666,220	0.88%	\$1,414,052	0.69%
J2	Information and Communication - Motion Picture , Video and Television Program Production, Sound Recording and Music Publishing Activities	\$25,829,716	3.51%	\$2,698,462	0.51%	\$23,131,254	11.32%
J3	Information and Communication - Programming and Broadcasting Activities (Radio and TV)	\$2,304	0.00%	\$2,304	0.00%	\$0	0.00%
J4	Information and Communication - Telecommunications	\$105,842,170	14.38%	\$75,924,479	14.28%	\$29,917,691	14.64%
J5	Information and Communication - Computer Programming, Consultancy, and Related Activities.	\$98,750,688	13.42%	\$44,899,939	8.45%	\$53,850,750	26.35%

IT and ITES Sector Revenue by ISIC Section							
ISIC Section	ISIC Activity Description	Total Revenue	%	Domestic Revenue	%	Export Revenue	%
J6	Information and Communication - Information Service Activities.	\$92,941,945	12.63%	\$78,271,049	14.73%	\$14,670,896	7.18%
K	Finance and insurance	\$102,497,447	13.93%	\$82,208,311	15.47%	\$20,289,136	9.93%
L	Real estate	\$3,033,913	0.41%	\$2,509,520	0.47%	\$524,393	0.26%
M	Professional, scientific and technical activities	\$2,566,539	0.35%	\$1,068,804	0.20%	\$1,497,736	0.73%
N	Administrative and support service activities	\$14,263,896	1.94%	\$7,929,645	1.49%	\$6,334,251	3.10%
O	Public administration and defense; compulsory social security	\$39,644,234	5.39%	\$28,669,870	5.39%	\$10,974,364	5.37%
P	Education	\$45,498,662	6.18%	\$23,536,583	4.43%	\$21,962,079	10.75%
Q	Human health and social work activities	\$3,791,123	0.52%	\$3,536,130	0.67%	\$254,993	0.12%
R	Arts, entertainment and recreation	\$2,431,455	0.33%	\$551,460	0.10%	\$1,879,995	0.92%
S	Other service activities	\$0	0.00%	\$0	0.00%	\$0	0.00%
T	Activities of households as employers; undifferentiated goods- and services-producing activities of households for own use	\$4,528,032	0.62%	\$3,656,420	0.69%	\$871,612	0.43%
U	Activities of extraterritorial organizations and bodies	\$6,064,133	0.82%	\$6,013,135	1.13%	\$50,999	0.02%
<b>Total</b>		<b>\$735,926,560</b>	<b>100%</b>	<b>\$531,536,256</b>	<b>100%</b>	<b>\$204,390,305</b>	<b>100%</b>

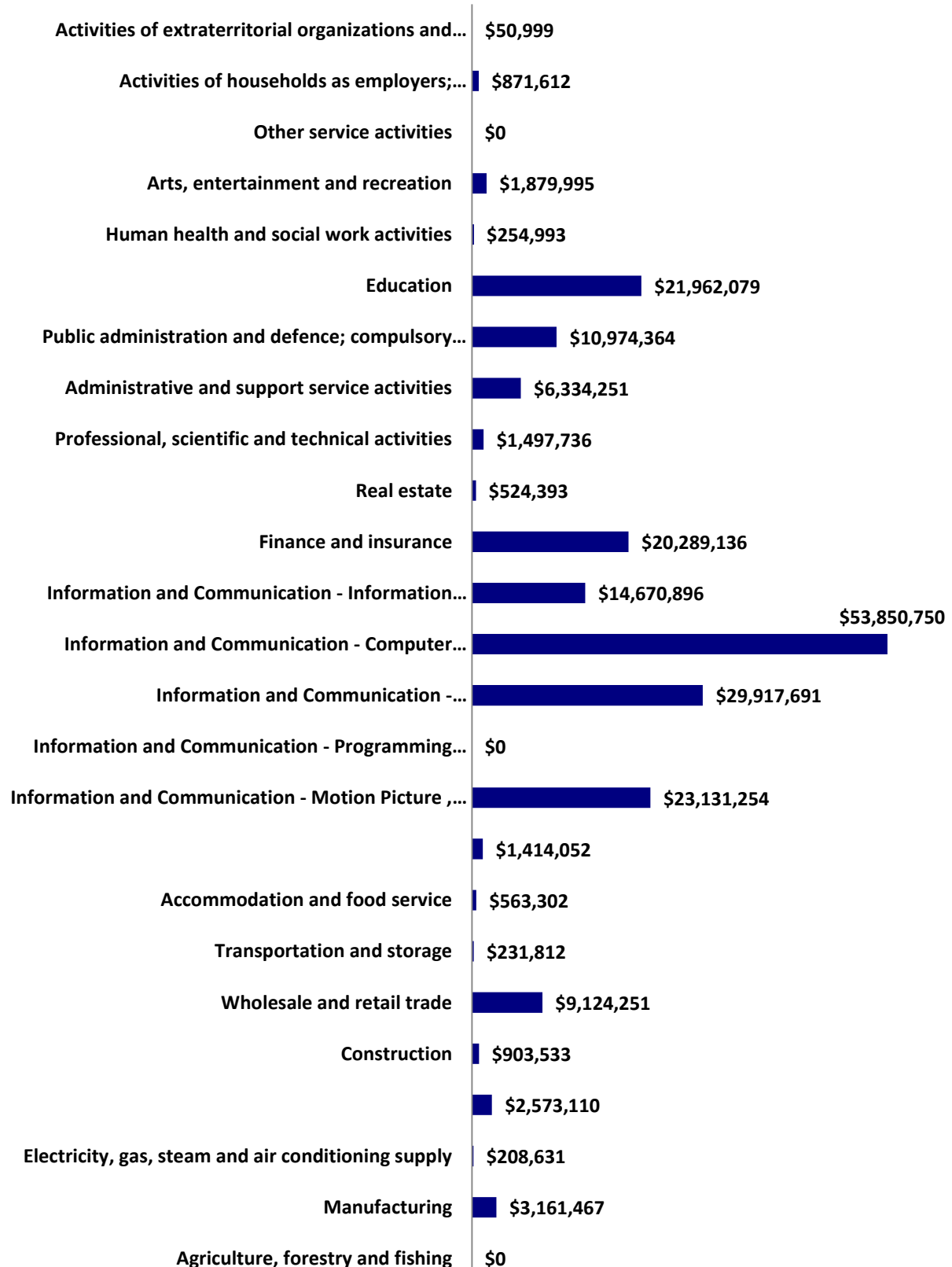
## IT and ITES Revenue by ISIC Section



## IT and ITES Domestic Revenue by ISIC Section



## IT and ITES Export Revenue by ISIC Section



## IT and ITES Employment

Employment for Companies Completed/did not Complete the Survey			
Group	Total	IT	ITES
Employment of Companies who Completed the Survey	6,720	6,299	421
Employment of Companies who did not Complete the Survey	3,138	3,138	0
<b>Total</b>	<b>9,858</b>	<b>9,437</b>	<b>421</b>

## Overview

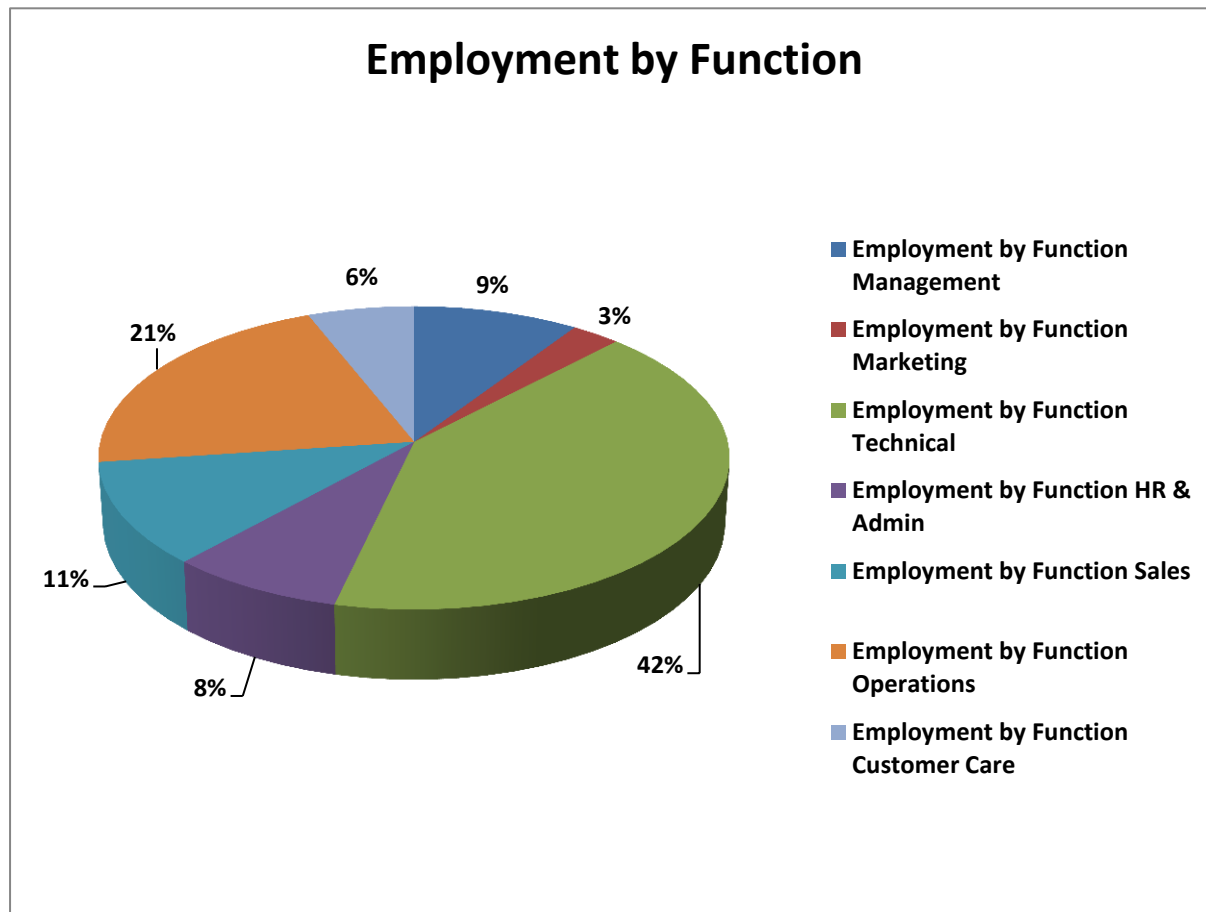
Employment in the IT and ITES Sector					
Category	Jordanian/Foreign	Local/Abroad	Male/Female	Total	%
Management	Jordanian Employees	Local	Male	719	7.29%
Management	Jordanian Employees	Local	Female	141	1.43%
Management	Foreign Employees	Local	Male	25	0.25%
Management	Foreign Employees	Local	Female	4	0.04%
Management	Jordanian Employees	Abroad	Male	22	0.22%
Management	Jordanian Employees	Abroad	Female	3	0.03%
Management	Foreign Employees	Abroad	Male	10	0.10%
Management	Foreign Employees	Abroad	Female	4	0.04%
HR & Admin	Jordanian Employees	Local	Male	374	3.80%
HR & Admin	Jordanian Employees	Local	Female	391	3.96%
HR & Admin	Foreign Employees	Local	Male	27	0.27%
HR & Admin	Foreign Employees	Local	Female	3	0.03%
HR & Admin	Jordanian Employees	Abroad	Male	4	0.04%
HR & Admin	Jordanian Employees	Abroad	Female	-	0.00%
HR & Admin	Foreign Employees	Abroad	Male	1	0.01%
HR & Admin	Foreign Employees	Abroad	Female	1	0.01%
Marketing	Jordanian Employees	Local	Male	175	1.78%
Marketing	Jordanian Employees	Local	Female	94	0.95%
Marketing	Foreign Employees	Local	Male	3	0.03%
Marketing	Foreign Employees	Local	Female	-	0.00%
Marketing	Jordanian Employees	Abroad	Male	-	0.00%
Marketing	Jordanian Employees	Abroad	Female	-	0.00%
Marketing	Foreign Employees	Abroad	Male	-	0.00%
Marketing	Foreign Employees	Abroad	Female	3	0.03%
Sales	Jordanian Employees	Local	Male	811	8.22%
Sales	Jordanian Employees	Local	Female	243	2.46%
Sales	Foreign Employees	Local	Male	4	0.04%
Sales	Foreign Employees	Local	Female	3	0.03%

Employment in the IT and ITES Sector					
Category	Jordanian/Foreign	Local/Abroad	Male/Female	Total	%
Sales	Jordanian Employees	Abroad	Male	24	0.25%
Sales	Jordanian Employees	Abroad	Female	-	0.00%
Sales	Foreign Employees	Abroad	Male	5	0.05%
Sales	Foreign Employees	Abroad	Female	4	0.04%
Technical	Jordanian Employees	Local	Male	3,297	33.44%
Technical	Jordanian Employees	Local	Female	678	6.88%
Technical	Foreign Employees	Local	Male	12	0.12%
Technical	Foreign Employees	Local	Female	5	0.05%
Technical	Jordanian Employees	Abroad	Male	55	0.56%
Technical	Jordanian Employees	Abroad	Female	8	0.08%
Technical	Foreign Employees	Abroad	Male	23	0.23%
Technical	Foreign Employees	Abroad	Female	10	0.10%
Operations	Jordanian Employees	Local	Male	1,313	13.32%
Operations	Jordanian Employees	Local	Female	606	6.14%
Operations	Foreign Employees	Local	Male	62	0.63%
Operations	Foreign Employees	Local	Female	12	0.12%
Operations	Jordanian Employees	Abroad	Male	40	0.41%
Operations	Jordanian Employees	Abroad	Female	1	0.01%
Operations	Foreign Employees	Abroad	Male	42	0.43%
Operations	Foreign Employees	Abroad	Female	-	0.00%
Customer Care	Jordanian Employees	Local	Male	352	3.57%
Customer Care	Jordanian Employees	Local	Female	219	2.22%
Customer Care	Foreign Employees	Local	Male	8	0.08%
Customer Care	Foreign Employees	Local	Female	12	0.12%
Customer Care	Jordanian Employees	Abroad	Male	-	0.00%
Customer Care	Jordanian Employees	Abroad	Female	-	0.00%
Customer Care	Foreign Employees	Abroad	Male	-	0.00%
Customer Care	Foreign Employees	Abroad	Female	6	0.06%
Total				9,858	100%

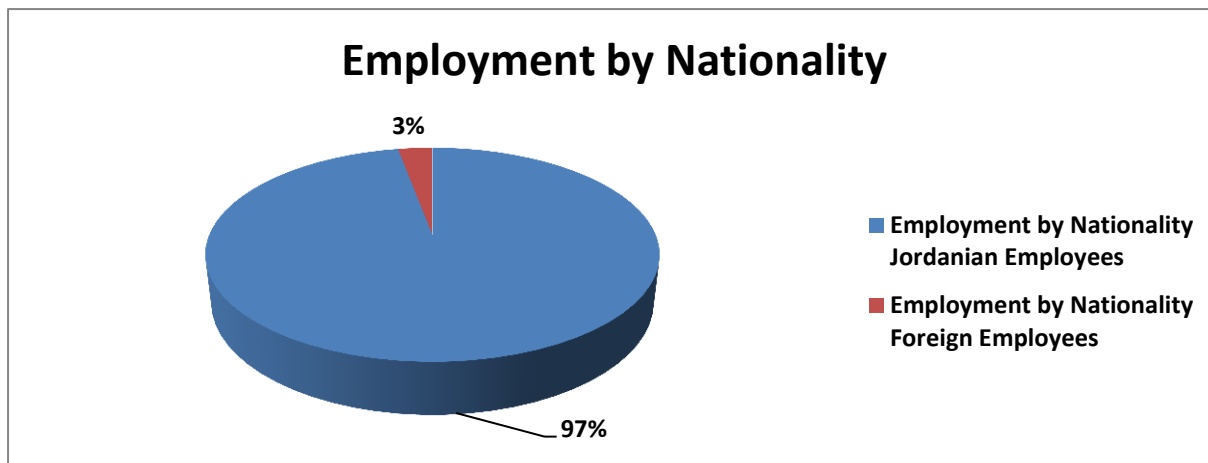
## IT and ITES Employment by Category

IT and ITES Employment by Category		
Category		Total
Employment by Function	Management	927
	Marketing	275
	Technical	4,087
	HR & Admin	801
	Sales	1,093
	Operations	2,077
	Customer Care	597
Employment by Nationality	Jordanian Employees	9,570
	Foreign Employees	288
Employment by Location	Local	9,592
	Abroad	266
Employment by Gender	Male	7,409
	Female	2,449
Total Employment		9,858

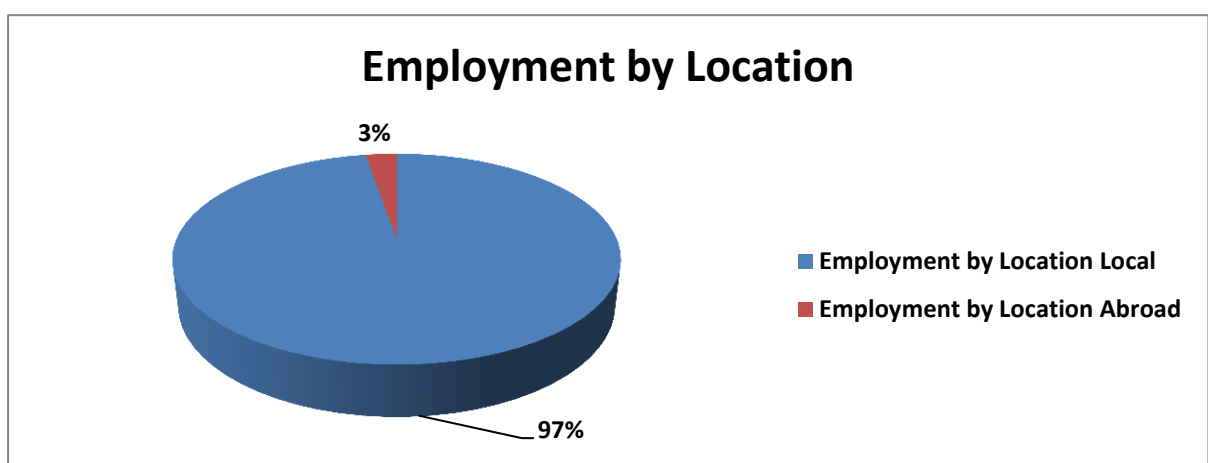
## Employment by Function



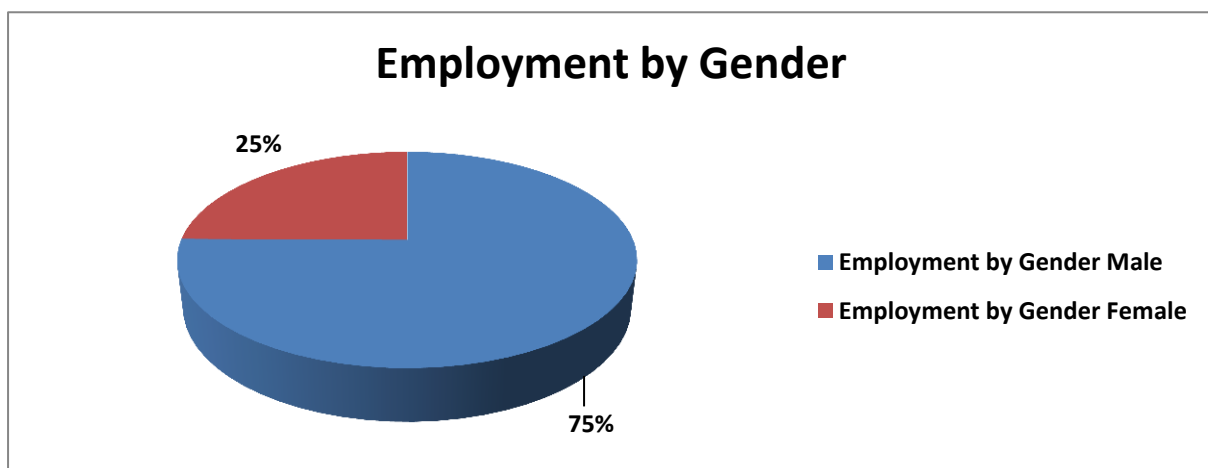
### Employment by Nationality



### Employment by Location

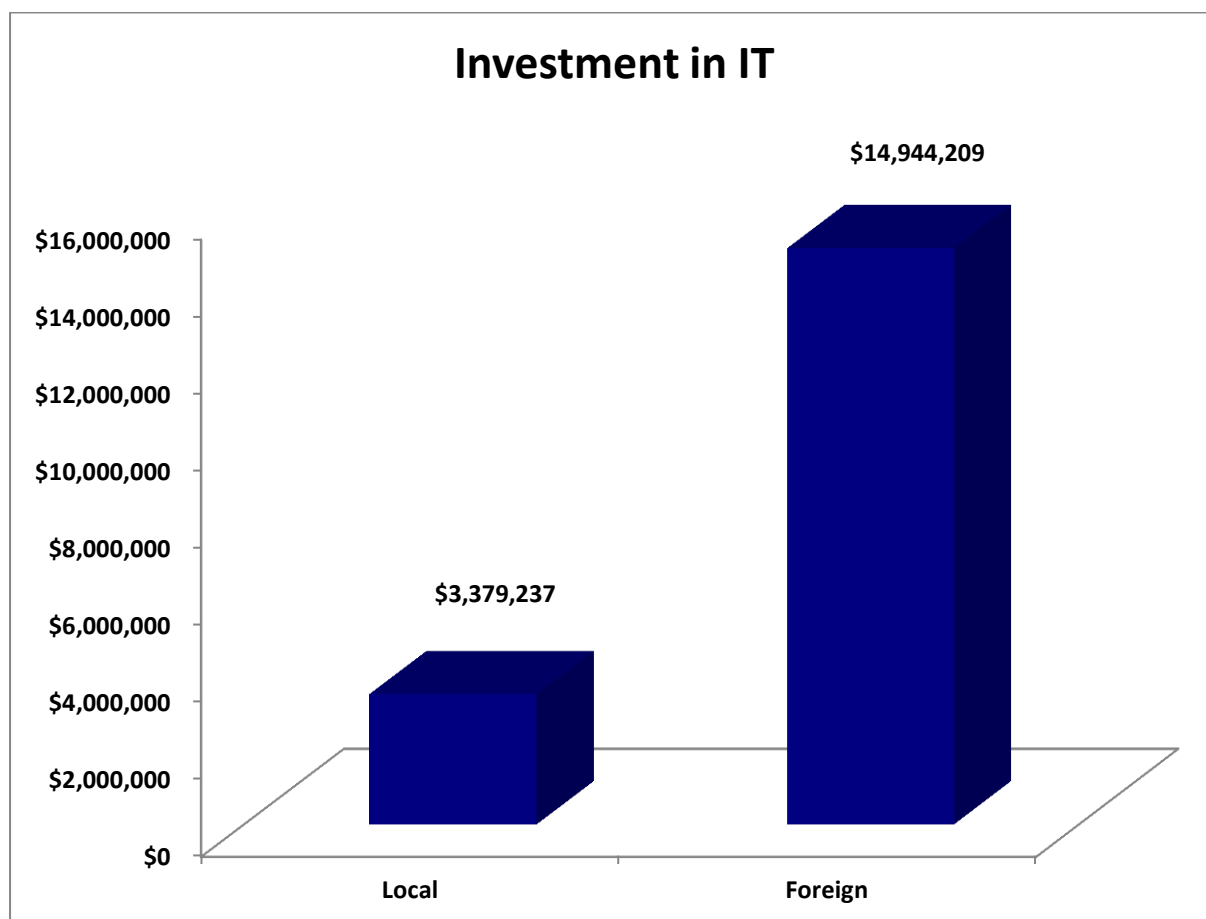


### Employment by Gender



## Direct Investment

Investment		
Investment in IT		
Country	Number of Companies	Amount (USD)
Local	22	\$3,379,237
Foreign	11	\$14,944,209
Total		\$18,323,446



## Appendix

### ISIC 4 ICT & ITES Economic Activities

ICT and ITES ISIC Definition		
Section	Code	Description
<b>Section C - Manufacturing:</b>	182001	Reproduction of recorded media from master copies of software and data on discs and tapes
	2610	Manufacture of electronic components and boards
	2620	Manufacture of computers and peripheral equipment
	263001	Manufacture of data communications equipment, such as bridges, routers, and gateways
	268001	Manufacture of hard drive media
	2731	Manufacture of fiber optic cables
	332002	Installation of communications equipment
	332002	Installation of mainframe and similar computers
<b>Section G – Wholesale &amp; retail trade:</b>	4651	Wholesale of computers, computer peripheral equipment and software
	465201	Wholesale of telephone and communications equipment
<b>Section J – Information &amp; Communication:</b>	5820	Software publishing
	6110	Wired telecommunications activities
	6120	Wireless telecommunications activities
<b>Section J – Information &amp; Communication:</b>	6130	Satellite telecommunications activities
	6190	Other telecommunications activities
	6201	Computer programming activities
	6202	Computer consultancy and computer facilities management activities
	6209	Other information technology and computer service activities
	6311	Data processing, hosting and related activities
	6312	Web portals
<b>Section N – Administrative &amp; support service activities:</b>	8220	Activities of call centers
<b>Section S – Other services activities:</b>	9511	Repair of computers and peripheral equipment
	951201	Repair of carrier equipment modems
	951202	Repair of communications transmission equipment (e.g. routers, bridges, modems)

## ISIC 4 Economic Sections

ISIC Sections - Activity Sectors		
Section	ISIC Code	Activity Sector
A	01-03	Agriculture, forestry and fishing
B	05-09	Mining and quarrying
C	10-33	Manufacturing
D	35	Electricity, gas, steam and air conditioning supply
E	36-39	Water supply; sewerage, waste management and remediation
F	41-43	Construction
G	45-47	Wholesale and retail trade
H	49-53	Transportation and storage
I	55-56	Accommodation and food service
J	58-63	Information and communication
J1	58	Information and Communication - Publishing Activities
J2	59	Information and Communication - Motion Picture , Video and Television Program Production, Sound Recording and Music Publishing Activities
J3	60	Information and Communication - Programming and Broadcasting Activities (Radio and TV)
J4	61	Information and Communication - Telecommunications
J5	62	Information and Communication - Computer Programming, Consultancy, and Related Activities.
J6	63	Information and Communication - Information Service Activities.
K	64-66	Finance and insurance
L	68	Real estate
M	69-75	Professional, scientific and technical activities
N	77-82	Administrative and support service activities
O	84	Public administration and defence; compulsory social security
P	85	Education
Q	86-88	Human health and social work activities
R	90-93	Arts, entertainment and recreation
S	94-96	Other service activities
T	97-98	Activities of households as employers; undifferentiated goods- and services-producing activities of households for own use
U	99	Activities of extraterritorial organizations and bodies

## ICT & ITES Companies Director by ISIC 4.0 Activity

Company Name	Commercial Name	Tel	Fax	Website
<b>2610: Manufacture of electronic components and boards</b>				
Khalifeh advanced Est.	AKTCO	+96265533719	+96265523719	www.aktco.com
<b>2620: Manufacture of computers and peripheral equipment</b>				
SYSTEMS AND ELECTRONIC DEVELOPMENT FZCO (SEDCO)	SEDCO	+96265533832	+96265533831	www.sedco-online.com
<b>263001: Manufacture of data communications equipment, such as bridges, routers, and gateways</b>				
Cisco	Cisco	+96264604400	+96264623322	www.cisco.com
<b>332001: Installation of communications equipment</b>				
AHMAD BADARO & COMPANY	Panasonic Jordan	+96264641907	+96264643869	www.panasonic.ae
Arabian Office Automation	Arabian Office Automation	+96265522298	+96265522362	www.aoa.com.jo
Arab Telecommunications Trading and Maintenance Company	Artelco	+96264647062	+96264615346	www.artelco.com.jo
Ahmad Sharif Est. for Networks Services	ASE Nets	+96264644870	+96264644781	www.asenets.com
CITYNET	CITYNET	+962065672916	+962065672917	www.citynet.jo
Data Consult	Data Consult	+96265652291	+96265652186	www.dcgroupp.com
General Computers & Electronics Co.	GCE	+96265513879	+96265513509	www.gce.com.jo
Hisham Qattan Establishment	HQ Establishment	+96264659870	+96264659869	www.hq.jo
IDEAL COMMUNICATION SYSTEMS CO.	ICS	+96265510588	+96265510588	NA
Jordan Data Systems	JDS	+96265502000	+96265502020	www.jds.com.jo
Motorola Inc.	Motorola Jordan	+96265530643	+96265530819	www.motorola.com
Specialized Technical Services	STS	+96265802626	+96265829213	www.sts.com.jo
Synaptic Technologies	Synaptic Technologies	+96265523638	+96265523698	www.synaptic.com.jo
Tower Telecom Technology Solutions	Tower Telecom Technology Solutions	+96265856887	+96265868623	www.tts-telecom.com
<b>332002: Installation of mainframe and similar computers</b>				
Alidama Electronics	Alidama Electronics	+96265658018	+96265603394	www.alidama.com
Awael Business & Computers	Awael	+96265528001	+96265528015	www.awaeljo.com
INTRACOM IT SERVICES Middle East and Africa	Intracom	+9626 460 3333	+9626 462 2017	www.intracom.me
The Contractor	The Contractor	+962779902266	+962779902266	www.thecontractorit.com
<b>4651: Wholesale of computers, computer peripheral equipment and software</b>				
Al-Manahel Computer Services Center	Al-Manahel	+96265687371	+96265687371	www.al-manahel.com
Alshola Computers & Electronics	Alshola Online	+96227279868	+96227258330	www.alsholaonline.com
Ardico Jordan	Ardico	+96265667928	+96265684144	NA
computer service express	CSE	+96265330365	+96265330365	NA

Company Name	Commercial Name	Tel	Fax	Website
Diligents for scientific supplies	Diligents for Scientific Supplies	+96265545617	+96265545618	NA
GRANDA FOR COMPUTER INNOVATOIN CO	Ecompute	+96265936781	+96265936784	www.ecompute.net
eSource	eSource	+96265332705	+96265332704	www.esource-jo.com
AL ITHAR FOR PROGRAMMES COMPANY LIMITED	EtharSoft	+962795710033	+962795710033	NA
General Computers & Electronics Co.	GCE	+96265513879	+96265513509	www.gce.com.jo
ZAKI A. GHUL	ZAKI A. GHUL	+96265165632	+96265165636	www.ghul-group.com
ZAKI A. GHUL	ZAKI A. GHUL	+96265165632	+96265165636	www.ghul-group.com
High Performance Distribution	HIPERDIST	+96265821226	+96265821227	NA
Electronic File for Software (E-FILE)	E-File	+96265655327	+96265655328	www.infinitecm.com
Integrated Standard Solutions	ISS	+96265513581	+96265513583	www.iss.com.jo
Intelligent Technical Consultations Company	ITConGroup	+96265853112	+96265854113	NA
Information Technology Guard	IT Guard	+96265675759	+96265675759	NA
Jordan Business Systems	JBS	+96265000999	+96265000990	www.jbs.com.jo
Jordan Data Systems	JDS	+96265502000	+96265502020	www.jds.com.jo
Jordan Ergonomic Technology Group	Jordan Ergonomic Technology Group	+96265934350	+96265934353	www.jetgroup-jo.com
Logicom Jordan	Logicom	+96265513400	+96265521103	www.logicom-group.com
Magic for Control and Computer	MCCMAGIC	+96265359163	+96265349330	www.mccmagic.com
Modern Information Systems Design	MISD	+96265666273	+96265655345	www.misd.com.jo
Modern Systems & Computer Trade	iSystem	+96265829404	+96265829405	www.modernsystemsco.com
Modern Systems & Computer Trade	iSystem	+96265829404	+96265829405	www.modernsystemsco.com
NCR Corporation	NCR Jordan	+96265002020	+96265686649	www.ncr.com
Optimiza - CEB	Optimiza	+96265629999	+96265629988	www.optimizasolutions.com
Oxygen Computers & Telecommunications	Oxygen Computers & Telecommunications	+96265818891	+96265818078	NA
Golden Resources	Golden Resources	+962795133166	+962795133166	NA
PALCO - Specialized Database Technologies	PALCO	+96265826602	+96265826601	www.palco-me.com
PC Mall	PC Mall	+96265517242	+96265511542	NA
PC Stores	PC Stores	+96265563351	+96265563353	www.pcstores.com.jo
Qaissi Electronic Est.	Qaissi Electronic Est.	+96264636491	+96264611569	www.qaissi.com
segma security and telecom	Segma Security and Telecom	+96264633452	+96264633453	www.segma.jo
SHNOUDI TRADING COMPANY	STC	+96265516388	+96265520801	www.shnoudi.com
Smart Systems	Smart Systems	+96265627771	+96265683700	www.smartsystems.jo
Technical Distribution Agency	TDA Jordan	+96265673823	+96265673821	NA

Company Name	Commercial Name	Tel	Fax	Website
MATRIX BUSINESS TECHNOLOGY	TDITCO	+96265532981	+96265532781	www.sajaya.com
Techno Elements	Techno Elements	+96265519010	+96265510525	www.technoelements.com
WIN-TEC for Computers	WIN-TEC	+96265356466	+96265356466	www.win-tec.tripod.com
<b>465201: Wholesale of telephone and communications equipment</b>				
AHMAD BADARO & COMPANY	ABC Group	+96264641907	+96264643869	www.panasonic.ae
Khalifeh advanced Est.	AKTCO	+96265533719	+96265523719	www.aktco.com
Ejtiaz Communication & Technology	Ejtiaz	+96265377110	+96265377116	NA
Habash information technology	Habash Information Technology	+962797313060	+NA	NA
Intelligent Technical Consultations Company	ITConGroup	+96265853112	+96265854113	NA
mk+	mk+	+96265528532	+96265528345	NA
International Engineers For Trading	International Engineers For Trading	+96265514648	+96265519211	NA
Oxygen Computers & Telecommunications	Oxygen Computers & Telecommunications	+96265818891	+96265818078	NA
segma security and telecom	Segma Security and Telecom	+96264633452	+96264633453	www.segma.jo
Smart Systems	Smart Systems	+96265627771	+96265683700	www.smartsystems.jo
MATRIX BUSINESS TECHNOLOGY	TDITCO	+96265532981	+96265532781	www.sajaya.com
Tecnoland	Tecno Land	+96265921950	+96265921916	www.technoland.jo
<b>5820: Software publishing</b>				
Computing Technologies for Information (CTi)	CTI	+96265671773	+96265671774	www.ctiaspire.com
Duroob Information Technology	Duroob	+96265810077	+96265856377	www.dit-me.com
Focus Solutions	Focus Solutions	+96265544978	+96265543978	www.focuskm.com
Insight Group	Insight Group	+962264631310	+962264631310	www.insight-jo.com
Javna Wireless Software Solutions	Javna	+96265858193	+96265821460	www.javna.com
MaysalWard	MaysalWard	+96264709988	+96264708899	Www.maysalward.com
Meayar PHP House	Meayar IT	+96264012660	+96211111111	www.meayar.com
Oracle Systems Limited	Oracle Jordan	+96265200800	+96265674321	www.oracle.com/me
PC Stores	PC Stores	+96265563351	+96265563353	www.pcstores.com.jo
ProgressSoft Corporation	ProgressSoft	+96265623000	+96265690564	www.progresssoft.com
Quirkat	Quirkat	+96265858912	+96265858957	www.quirkat.com
Right Pixels Inc.	Right Pixels	+96265661783	+96265661783	www.rightpixels.com
Spring Field	UBA	+96265652317	+96265652311	www.uba.com.jo
<b>6110: Wired telecommunications activities</b>				
Alhuzma Al Areeda lil ittisalat	Blink Communications	+96264000101	+96264000101	www.blink.jo
Jordan Business Systems	JBS	+96265000999	+96265000990	www.jbs.com.jo
MetroBeam Wireless Telecommunications Company (Kulacom Jordan)	Kulacom	+96262500000	+96262501111	www.kulacom.jo

Company Name	Commercial Name	Tel	Fax	Website
Electronics Engineering Company	Electronics Engineering Company	+96265664930	+96265665930	www.electronicssengg.com
TE-Data	TE-Data	+96265800333	+96265818517	www.tedata.net
Umniah Mobile Company	Umniah	+96265005000	+96265621912	www.umniah.com
<b>6120: Wireless telecommunications activities</b>				
Bidaya for Telecommunications and Information Technology	Arabia Cell	+96265810201	+96265810689	www.arabiacell.com
General Computers & Electronics Co.	GCE	+96265513879	+96265513509	www.gce.com.jo
Globitel	Globitel	+96265300130	+96265300144	www.globitel.com
MetroBeam Wireless Telecommunications Company (Kulacom Jordan)	Kulacom	+96262500000	+96262501111	www.kulacom.jo
Modern Scientific and Electronic Co.	MOSECO	+96264621621	+96264625285	www.moseco.com.jo
Jordan telecom Group	Orange	+96264606666	+96264639200	www.orange.jo
Standard of Perception Est.	SoP	+96264203246	+96264203247	www.sop-sa.com
Tarasol Telecom	Tarasol	+96263000000	+96263000000	www.tarasol.jo
Telecom Enterprise	Telecom Enterprise	+962796968481	+962796968481	www.tele-ent.com
Umniah Mobile Company	Umniah	+96265005000	+96265621912	www.umniah.com
<b>6190: Other telecommunications activities</b>				
Arab Advisors Group	Arab Advisors Group	+96265828849	+96265828809	www.arabadvisors.com
ARCO	ARCO	+96265654055	+96265654066	www.arco-tt.com
Converse Telecom Solutions, ConvoTel	ConvoTel	+96265658289	+96265658299	NA
International Data Exchange	Cyberia	+96265515333	+96265515999	www.Cyberia.jo
Ghayat for Information Technologies	GIT	+96265527986	+96265527986	www.git-jo.com
Informability	Informability	+96265164636	+96265164637	NA
MetroBeam Wireless Telecommunications Company (Kulacom Jordan)	Kulacom	+96262500000	+96262501111	www.kulacom.jo
Signal Communications	Signal	+96265854140	+96265823060	www.signal.com.jo
Societe Internationale De telecommunications Aeronautiques "SITA"	SITA	+96264630815	+96264649815	www.sita.com
Telejood	Telejood	+96264602390	+96264602390	NA
Viacloud Jordan	ViaCloud	+96265858711	+96265856561	www.viacloud.com
Vtel Holdings Limited Jordan	Vtel	+96265100680	+96265651636	www.vtel.jo
Zain Jordan	Zain Jordan	+96265803000	+96265817035	www.zain.com
<b>6201: Computer programming activities</b>				
01Tracks	01Tracks	+96265541931	+96265541932	www.01tracks.com
Access to Arabia	Access 2 Arabia	+96265686588	+96265650261	www.access2arabia.com
Acorna Solutions	Acorna Solutions	+96265150661	+96265150680	www.acornasolutions.com

Company Name	Commercial Name	Tel	Fax	Website
AL MUNTHAR Intentional Computers	AL MUNTHAR Intentional Computers	+962795542936	+96265370040	NA
Alnassah Software Solutions	Alnassah Software Solutions	+96265335152	+96265335031	www.alnassah.com
Al Rajeh For Computer Technology	Al Rajeh For Computer Technology	+962795878472	NA	NA
Affinity For Modern Accounting & Consulting Systems Solutions	AMAC	+962797302329	+962797302329	www.rtbs-jo.com
Sharesoft	Sharesoft	+962797302329	+962797302329	NA
Arab Academy for Microsoft Technology	Arab Academy	+96265819554	+96265819556	www.arabacademy-ms.com
Arabian Gulf information Technology Company of Jordan	Araitco	+962795945985	+962795945985	NA
Arbah Software Company PSC	ArbahSoft	+96265545203	+96265545204	www.arbahsoft.com
Arab Telecommunications Trading and Maintenance Company	Artelco	+96264647062	+96264615346	www.artelco.com.jo
Adaptive TechSoft	ATS	+96265162001	+96265162005	www.ats-ware.com
Awael Business & Computers	Awael	+96265528001	+96265528015	www.awaeljo.com
BT APPLIED TECHNOLOGY	BTAT	+96265620022	+96265620028	WWW.BTAT.COM
Builders Solutions	Builders Solutions	+96265523399	+96265523399	www.builders-solutions.com
Business ++	Business ++	+96265685095	+96265623335	www.businessplusplus.com
ClickJordan	ClickJordan	+96265825884	+96265825884	www.clickjordan.net
CR2	CR2	+96265163122	+96265163123	NA
Cubic Art Technologies	Cubic Art	+96265163800	+96265152170	www.cubic-art.com
Delta Informatics	Delta Informatics	+96265160371	+96265160372	www.deltainf.com
Digital Series	Digital Series	+96265399207	+96265399206	www.digital-series.com
Digitmore solutions	Digi-more	+96265665017	+96265665018	www.digi-more.com
Dima Solutions	Dima Solutions	+96265561234	+96265561233	www.dima.com.jo
Dynamics Innovation	Dynamics Innovations	+962799996585	+962799996585	www.dynamicsinnovations.com
Elders Business Solutions	Elders Solutions	+96265525580	+96265526608	www.elders-solutions.com
E- learning Arabia	E-learning Arabia	+96265412463	+96265412465	www.e-learningarabia.com
Electronic Resources Planning Co.	ERP me	+96265602561	+96265602571	NA
eSense LLC	eSense	+96265352211	+96265352277	www.esensesoftware.com
Effective Solutions	Effective Solutions	+96265053005	+96265065009	NA
Eskadenia Software	Eskadenia	+96265510717	+96265510719	www.eskadenia.com
Silicon Valley For Electronic Solutions	esolutionsv	+96265853092	+96265853089	www.esolutionsv.com
Estarta Solutions	Estarta	+96265330751	+96265330752	www.estartasolutions.com
Evanteck	Evanteck	+96265662241	+96265662237	NA
Falcons Soft	Falcons Soft	+96265656597	+96265658736	www.falconssoft.com
Freesoft	Freesoft	+962777805959	+962777805959	NA
galaxy international Group	Galaxy	+96265330682	+96265348066	NA

Company Name	Commercial Name	Tel	Fax	Website
Glotech Technology Systems	Glotech	+96265658110	+96265654401	www.glotech-jo.com
Hakaya Technologies	Hakaya Technologies	+96265607930	+96265607404	NA
Hybrid Solutions For Computer	Hybrid Solutions	+96265151601	+96265151601	www.hybrid-solutions.com
internet business solutions	IBS	+96265540555	+96265540888	NA
Ijazza for Mobile Applications	Ijazza	+96264619581	+96264619581	NA
Infoshake	Infoshake	+96265340268	+96265340274	www.infoshake.com
Insight Group	Insight Group	+962264631310	+962264631310	www.insight-jo.com
INTRACOM IT SERVICES Middle East and Africa	Intracom	+9626 460 3333	+9626 462 2017	www.intracom.me
iSoft	iSoft	+962779383578	+962779383578	NA
ITABSOLUTE	ITABSOLUTE	+962065656113	+96265602882	www.it-absolute.com
Intelligent Technical Consultations Company	ITConGroup	+96265853112	+96265854113	NA
Integrated Technology Group	ITG	+96264618133	+96264618115	www.itgsolutions.com
Information Technology Guard	IT Guard	+96265675759	+96265675759	NA
Javna Wireless Software Solutions	Javna	+96265858193	+96265821460	www.javna.com
Jordan Ergonomic Technology Group	Jordan Ergonomic Technology Group	+96265934350	+96265934353	www.jetgroup-jo.com
JValley Software Solutions	Jvalley	+96265866707	+96265866706	www.JValley.net
Kastana	Kastana	+96265520750	+96265520969	NA
AI Muftah for Programming solutions	KeySoft	+96265519363	+96265519373	www.keysoft.com.jo
Mastership Information Systems	Mastership Information Systems	+96264384363	+96264384363	www.mastership.com.jo
MenaITech	MenaITech	+96265545314	+96265545319	www.menaitech.com
Mixed Dimensions	Mixed Dimensions	+962799769752	+96265535152	www.mixeddimensions.com
FIVE SENSES CIRCELES FOR PROGRAMMING COMPANY LIMITED	Five Senses Circles	+96265868310	+96265868311	NA
NewERA for Computer Systems	NewERA for Computer Systems	+96265560776	+96265560778	www.newera-jo.com
Orientek	Orientek	+96265885185	+96265885175	NA
Orion Information Technology L.L.C	Orion	+96265658771	+96265658774	www.orion-infotech.net
Principle Advanced Communication Technology	PACT	+9626560 4783	+962 6 569 8219	www.pactelecom.com
PAIS	PAIS	+962796886882	+962796886882	NA
Pio-Tech	Pio-Tech	+962796911441	+96265514127	www.pio-tech.com
Practech	Practech	+96265335152	+96265335152	www.Practech.net
Computer Networking Services	Primus	+96265535733	+96265535734	www.primus.com.jo
Quality Business Solutions	QBS	+96265694884	+96265694744	www.qbs-me.com
REALSOFT advanced Applications	REALSOFT	+96265160484	+96265160485	www.realsoft-me.com

Company Name	Commercial Name	Tel	Fax	Website
Rubicon Group Jordan	Rubicon	+96265824953	+96265825043	www.rubiconholding.com
Rubicon Group Jordan	Rubicon	+96265824953	+96265825043	www.rubiconholding.com
seneca associates ltd	Seneca	+96265549411	+96265549410	www.senecald.com
SHNOUDI TRADING COMPANY	STC	+96265516388	+96265520801	www.shnoudi.com
Shomali Infotec Center	Shomali Infotec Center	+962665562015	+96265562032	NA
Semantic Intelligent Technologies	Semantic	+96265688462	+96265688460	www.sit-mena.com
Special Systems Company	SSC	+96265664221	+96265681557	www.sscjo.com
SAHER SOFT EST.	SAHER SOFT EST.	+96264635565	+96264635565	NA
SSSPProcess	SSSPProcess	+96265857553	+96265856526	www.SSSProcess.com
Specialized Technical Services	STS	+96265802626	+96265829213	www.sts.com.jo
tajdeed for business technology	Tajdeed for Business Technology	+96265153175	+96265153174	www.t4bt.com
MATRIX BUSINESS TECHNOLOGY	TDITCO	+96265532981	+96265532781	www.sajaya.com
Information Technology Systems Group (TechnoSys)	TechnoSys	+96265538110	+96265538039	www.technohome.net
Technology Labs for Software Industry - TEKLABZ	TEKLABZ	+96265335152	+96264637600	www.teklabz.com
Space For Technical Solutions	telemox	+96265353287	+96265335395	www.telemox.com
Ocean Soft	Ocean Soft	+96265567092	+96265670183	www.theoceansoft.com
Jordan Company for Managing & Tracking Vehicles, (Traklink)	Trak Link	+96265412281	+96265412282	www.trak-link.com
Al Hafiz Co. LLC	Transitiontech	+96265754144	+96265154838	www.transition-se.com
United Business Applications	UBA	+96265652317	+96265652311	www.uba.com.jo
V- Tech LTD	V-Tech	+96264616764	+96264616763	NA
Wizards Productions	Wizards Productions	+96264640747	+96264640648	www.wizardsproductions.com
World Software Co	WorldSC	+96265240119	+96265240120	www.worldsc.com
<b>6202: Computer consultancy and computer facilities management activities</b>				
Al-Manahel Computer Services Center	Al-Manahel	+96265687371	+96265687371	www.al-manahel.com
Belbesi for management and business	Belbesi Management and Business	+96264620004	+96264620110	NA
CRM JO	CRM JO	+96265654730	+96265654718	www.crmjo.com
Computec Solutions	CTS Jordan	+96227101461	+96227101462	www.ctsjordan.com
Cubic Art Technologies	Cubic Art	+96265163800	+96265152170	www.cubic-art.com
Amon Technologies LLC	Dakessian Consulting	+96265818508	+96265852902	www.dakessian-cnslt.com
EASTNETS FZ LLC	East Nets	+96265606900	+96265606900	www.eastnets.com
Electronic Resources Planning Co.	ERP me	+96265602561	+96265602571	NA
Fourth Dimension Systems	Fourth Dimension Systems	+96265532900	+96265522401	www.fdsme.com
Electronic File for Software (E-FILE)	E-File	+96265655327	+96265655328	www.infinitecm.com

Company Name	Commercial Name	Tel	Fax	Website
Integrated Standard Solutions	ISS	+96265513581	+96265513583	www.iss.com.jo
Intelligent Technical Consultations Company	ITConGroup	+96265853112	+96265854113	NA
Jordan Data Systems	JDS	+96265502000	+96265502020	www.jds.com.jo
Knowledge Arabia	Knowledge Arabia	+96265345106	+96265345109	NA
Messab for IT & Telecommunications Co.	Messab	+96265549954	+96265515102	www.messab.com
Microsoft Jordan PSC	Microsoft Jordan	+96265503444	+96265503456	www.microsoft.com/jordan
Newtek Solutions	NEWTEK solutions	+96265165300	+96265162070	www.newtek.com.jo
Oxygen Computers & Telecommunications	Oxygen Computers & Telecommunications	+96265818891	+96265818078	NA
PALCO - Specialized Database Technologies	PALCO	+96265826602	+96265826601	www.palco-me.com
Computer Networking Services	Primus	+96265535733	+96265535734	www.primus.com.jo
SHNOUDI TRADING COMPANY	STC	+96265516388	+96265520801	www.shnoudi.com
TDM Group Ltd	TDM Group Ltd	+96265517128	+96265549360	www.tdmgroup.net
<b>6209: Other information technology and computer service activities</b>				
Akhtaboot	Akhtaboot	+96265777500	+96265777505	www.akhtaboot.com
Aspire	Aspire	+96265163046	+96265163042	www.aspire.jo
Barmaja Assyria	Barmajeyat	+962795358865	+962795358865	www.barmajeyat.com
Al-Mutatawera for Mobile Applications - Beecell	Beecell	+96265861730	+96265861780	www.beecell.com
CompuBase International	CompuBase	+96265601150	+96265601510	www.compibase.com.jo
Convergence Consulting & Technology	Convergence	+96265523638	+96265523698	www.convergence.com.jo
Fourth Dimension Systems	Fourth Dimension Systems	+96265532900	+96265522401	www.fdsme.com
Gate2Play / The Games Experts	Gate2Play	+96265507860	+96265507879	www.gate2play.com
Integrated Technology Group	ITG	+96264618133	+96264618115	www.itgsolutions.com
Information Technology Planet	ITP	+96265517731	+96265517741	www.itp.com.jo
I(TS)2- IT Security Training & Solutions	ITS2	+96265370512	+96265370513	www.its2.com
Jordan Business Systems	JBS	+96265000999	+96265000990	www.jbs.com.jo
Modern Systems & Computer Trade	iSystem	+96265829404	+96265829405	www.modernsystemsco.com
Modern Systems & Computer Trade	iSystem	+96265829404	+96265829405	www.modernsystemsco.com
Optimiza - CEB	Optimiza	+96265629999	+96265629988	www.optimizasolutions.com
Origin Training & Technical Consultancy	Otrain	+96265543470	+96265543469	www.otrain.com.jo
Computer Networking Services	Primus	+96265535733	+96265535734	www.primus.com.jo
REACH 2.0	REACH 2.0	+962 6 568 7862	+962 6 568 7862	www.reach20.com
Savvytek	Savvytek	+96265655266	+96265693251	www.savvytek.com

Company Name	Commercial Name	Tel	Fax	Website
Strategic Center for Organizational Performance Improvement - SCOPI	Scopi	+96265515993	+96265515994	www.scopi.org
SERMON Business Solutions LLC	SERMON Business Solutions	+96265345371	+96265346071	www.sermonsolutions.net
Talal Abu Ghazaleh Information Technology International	TAGI	+96265100600	+96265100601	www.tagiti.com
Taktek Games	Taktek	+96265827551	+96265827551	www.taktekgames.com
Tecnoland	Tecno Land	+96265921950	+96265921916	www.technoland.jo
United Technology Solutions	UTS	+96265523638	+96265523698	www.uts.com.jo
YAQEEEN for Consulting and Information Services	Y-Consult	+96265857720	+96265857725	www.Y-Consult.com
<b>6311: Data processing, hosting and related activities</b>				
Al bawaba	Al Bawaba	+96265658324	+96265658324	www.albawaba.com
dot.jo	dot.jo	+96265544889	+96265544895	www.dot.jo
Javna Wireless Software Solutions	Javna	+96265858193	+96265821460	www.javna.com
Kinz for Information Technology	Kinz	+96265603949	+96265601570	www.kinz.jo
Midmar	Midmar	+962655342280	+96265343447	www.midmar.net
Reef for Software Development	Reef	+96264610070	+96264622709	www.shoofeetv.com
Semantic Intelligent Technologies	Semantic	+96265688462	+96265688460	www.sit-mena.com
Specialized Technical Services	STS	+96265802626	+96265829213	www.sts.com.jo
<b>6312: Web portals</b>				
AbuJazar Multimedia	AbuJazar Multimedia	+962788640412	+96265668622	www.abujazar.com
Al bawaba	Al Bawaba	+96265658324	+96265658324	www.albawaba.com
Software House for business Development	AMOX	+96265639358	+96265639359	www.amox.biz
EPulse For Electronic Development	AQAR-ESTATE	+96265561195	+96265561195	www.aqar-estate.com
Ahmad udwan est. for programming and computer	AU Techno	+96264881060	+96264881060	www.autechno.com
Intermarkets e-Services	Breez	+96265858133	+96265858133	www.breez.jo
Creative Think	Creative Think	+962786142742	+962786142742	NA
Computec Solutions	CTS Jordan	+96227101461	+96227101462	www.ctsjordan.com
Arab Web Directory	D1G	+96265854866	+96265854898	www.d1g.com
dot.jo	dot.jo	+96265544889	+96265544895	www.dot.jo
Buthina Al Salihi Co. and Partner	E-box	+96265546042	+96265546043	www.e-box-jo.com
Echo Technology	Echo Technology	+96264612095	+96264612096	www.echo-jo.com
Epkss	Epkss	+96227242121	+96227247768	www.epkss.com
Sami Al-Taher Information Technology Est.	IBS Point	+96265153653	+96265153853	www.ibspoint.com
Ideation Box	Ideation Box	+96265814487	+96265812413	www.ideationbox.com
in4ma Software	in4ma	+96265833793	+96265833783	www.in4ma.com

Company Name	Commercial Name	Tel	Fax	Website
Insight Group	Insight Group	+962264631310	+962264631310	www.insight-jo.com
Information Technology Planet	ITP	+96265517731	+96265517741	www.itp.com.jo
Jabbar Internet Group	Jabbar	+96265821236	+96265821663	www.jabbar.com
Javna Wireless Software Solutions	Javna	+96265858193	+96265821460	www.javna.com
Jeeran for software development	Jeeran	+96265825593	+96265829874	www.jeeran.com
SAWA for IT and web solution	AppSource	+96265563610	+96265537742	www.jo-auto.com
Kinz for Information Technology	Kinz	+96265603949	+96265601570	www.kinz.jo
Media Plus (Qarrain and Karadsheh LTDD.)	Media Plus	+96265522826	+96265522836	www.mediaplus.com.jo
Midmar	Midmar	+962655342280	+96265343447	www.midmar.net
Modern Media Company L.L.C	The Online Project	+96264658209	+96264658209	www.modernmedia.jo
Open Minds for Web Technologies	O-Minds	+96265655150	+96265675150	www.o-minds.com
Oriented Solutions	Oriented Solutions	+96265533183	+96265533483	www.TendersGate.com
Right Pixels Inc.	Right Pixels	+96265661783	+96265661783	www.rightpixels.com
Mena VC	Mena VC	+962797847598	+962797847598	www.shishtawi.info
Semantic Intelligent Technologies	Semantic	+96265688462	+96265688460	www.sit-mena.com
Istanbul information technology	Istanbul information technology	+962777421323	+96265231779	www.toreed.com
Yahoo! Inc.	Yahoo Jordan	+96265506121	+96265506121	www.maktoob.yahoo.com
Zero3	Zero3	+96265827551	+96265827551	www.zero3digital.com
<b>8220: Activities of call centers</b>				
International Company For Outsourcing Services Private Shareholding company	CrysTelCall	+96265001333	+96265001334	www.crystelcall.com
Estarta Solutions	Estarta	+96265330751	+96265330752	www.estartasolutions.com
Extensya	Extensya	+96265777700	+96265777701	www.extensya.com
REALSOFT advanced Applications	REALSOFT	+96265160484	+96265160485	www.realsoft-me.com
<b>9511: Repair of computers and peripheral equipment</b>				
ALMajal for computer services	ALMajal for computer services	+96265691357	+96265691357	NA
Bluefield	Bluefield	+962796655119	+962796655119	NA
General Computers & Electronics Co.	GCE	+96265513879	+96265513509	www.gce.com.jo
Hussma Abu Rub for Electronics	Hussma Abu Rub for Electronics	+962797720254	+962797720254	NA
Electronic File for Software (E-FILE)	E-File	+96265655327	+96265655328	www.infinitecm.com
Information Technology Guard	IT Guard	+96265675759	+96265675759	NA
Haitham Rizik for Programing	Jando	+962796199954	+962796199954	NA
Jordan Data Systems	JDS	+96265502000	+96265502020	www.jds.com.jo
Magic for Control and Computer	MCCMAGIC	+96265359163	+96265349330	www.mccmagic.com

Company Name	Commercial Name	Tel	Fax	Website
Oxygen Computers & Telecommunications	Oxygen Computers & Telecommunications	+96265818891	+96265818078	NA
Oxygen Computers & Telecommunications	Oxygen Computers & Telecommunications	+96265818891	+96265818078	NA
Sensation for Computers	Sensation for Computers	+962785712757	+962785712757	NA
Specialized Technical Services	STS	+96265802626	+96265829213	www.sts.com.jo
rami sukkar for new technology	Rami Sukkar for New Technology	+96265545373	+96265545373	www.ramisukkar.com
Tree Computers Est.	Tree Computers Est.	+96265533392	+96265542280	www.tree-computer.com
<b>951202: Repair of communications transmission equipment (e.g. routers, bridges, modems)</b>				
General Computers & Electronics Co.	GCE	+96265513879	+96265513509	www.gce.com.jo
Oxygen Computers & Telecommunications	Oxygen Computers & Telecommunications	+96265818891	+96265818078	NA
<b>ICT Related Training</b>				
General Computers & Electronics Co.	GCE	+96265513879	+96265513509	www.gce.com.jo