

ICT & ITES Industry Statistics & Yearbook

2012

Published by:

int@j

Information and Communications
Technology Association - Jordan



وزارة الاتصالات وتكنولوجيا المعلومات

Ministry of Information and
Communications Technology

Table of Content

Table of Content	2
Referenced Tables	3
Referenced Figures	4
Frequently Used Acronyms and Abbreviations	5
Introduction.....	6
Classification Framework.....	6
Methodology	6
Survey Sample Population	9
Summary of Participants	9
Participants by Economic Activities	10
2012 IT/ITES Sector Statistics	11
IT Growth (2000 – 2012).....	11
2012 Telecom Sector Statistics.....	16
Revenue by Economic Activities	17
IT & ITES	17
IT	19
IT Value Added Revenue.....	22
ITES	23
ICT Training.....	23
IT and ITES Exports	24
IT & ITES Export Volumes by Country	24
Revenue by Economic Section	26
IT and ITES Employment	31
Employment Breakdown	31
IT and ITES Employment by Category	32
Employment by Function.....	33
Employment by Nationality	33
Employment by Location	34
Employment by Gender.....	34
Direct Investment	35
Appendices	36
Appendix (A): ISIC 4 ICT & ITES Economic Activities	36
Appendix (B): ISIC 4 Economic Sections – Activity Sectors	37
Appendix (C): ISIC 4 Economic Sections Description	38
Appendix (D): ISIC 4 Section J (Information and Communication) Divisions	45
Appendix (E): ICT & ITES Companies Directory by ISIC 4.0 Activity	46

Referenced Tables

Table 1: Survey Participants Summary	9
Table 2: Companies Activities	10
Table 3: IT & ITES Sector Statistics 2012	11
Table 4: IT Growth Summary 2000-2003	11
Table 5: IT Growth Summary 2004-2007	11
Table 5: IT Growth Summary 2008-2012	12
Table 6: Telecom Sector Statistics 2012	16
Table 7: IT & ITES Revenue 2012	18
Table 8: IT Revenue 2012	20
Table 9: IT Revenue – Low Value Added Activities	22
Table 10: IT Revenue Value Add Breakdown	22
Table 11: ITES Revenue 2012	23
Table 12: ICT & ICTES Training Revenue 2012	23
Table 13: IT & ITES Export Revenue by Country	24
Table 14: IT & ITES Sector Revenue by ISIC Section	27
Table 15: Breakdown of revenue generated from Section J - Information and Communication	27
Table 16: IT & ITES Employment for Companies Completed/did not Complete the Survey	31
Table 17: Employment in the IT and ITES Sector	32
Table 18: IT and ITES Employment by Category	32
Table 19: Investment in IT	35
Table 20: ICT & ITES Economic Activities According to ISIC 4	36
Table 21: ISIC 4 Economic Activity Sectors	37
Table 22: Section J Divisions	45
Table 23: ICT & ITES Companies Director by ISIC 4.0 Activity	53

Referenced Figures

Figure 1: Survey Participants Summary	9
Figure 2: IT Total Revenue	12
Figure 3: IT Domestic Revenue	13
Figure 4: IT Export Revenue.....	13
Figure 5: IT Domestic vs. Export Revenue	14
Figure 6: Cumulative IT FDI.....	14
Figure 7: IT & ITES Employment	15
Figure 8: Total IT Revenue 2012	20
Figure 9: Domestic IT Revenue 2012	21
Figure 10: Export IT Revenue 2012.....	21
Figure 11: Contribution of Value-Added IT activities to Domestic and Export IT Revenues	22
Figure 12: IT & ITES Export Revenue by Country	25
Figure 13: IT & ITES Sector Revenue by ISIC Section	28
Figure 14: IT & ITES Domestic Revenue by ISIC Section.....	29
Figure 15: IT & ITES Export Revenue by ISIC Section	30
Figure 16: IT & ITES Employment by Function.....	33
Figure 17: IT & ITES Employment by Nationality	33
Figure 18: IT & ITES Employment by Location	34
Figure 19: IT & ITES Employment by Gender	34
Figure 20: Investment in IT	35

Frequently Used Acronyms and Abbreviations

ICT	Information and Communications Technology
IT	Information Technology
ITES	IT Enabled Services
int@j	Information and Communications Technology Association – Jordan
MoICT	Ministry of Information & Communications Technology
ISIC	International Standard Industrial Classification
OECD	Organization for Economic Co-operation and Development
UNSTATS	United Nations Statistics Division
NEC	Not Elsewhere Classified
FDI	Foreign Direct Investment

Introduction

Jordan's ICT and IT Enabled Services (ITES)¹ sector has come a long way in the past years and has achieved a great deal of accomplishments in which we can all take great pride. ICT and ITES are listed amongst the government's highest priorities, and are expected to continue to contribute to the Jordanian economy.

To demonstrate the sector's growth in terms of numbers and to determine the growth in market size, exports, investments, and employment, the Information and Communications Technology Association of Jordan (int@j) and the Ministry of Information and Communications Technology (MoICT) have completed the ICT and ITES Sector Classification and Statistics for 2012 aiming to provide clear and accurate references on Jordan's ICT and ITES sector size and magnitude.

Classification Framework

The International Standard Industrial Classification of All Economic Activities (ISIC) is the international reference classification of productive activities. Its main purpose is to provide a set of activity categories that can be utilized for the collection and reporting of statistics according to such activities.

ISIC is a classification according to kind of productive activity, and not a classification of goods and services. It is distinctively different in nature and purpose from the classifications of goods and services, ownership, institutional units or other types of classifications.

All the ICT and ITES Sector classifications in this report were mapped to the fourth revision of ISIC (ISIC, Rev.4) which is the outcome of a review process that spanned several years and involved contributions from many classifications experts and users around the world. The fourth revision of ISIC provides substantially more detail at all levels than the previous versions of the classification. This increased detail responds to requests by both producers and users of statistics.

Methodology

The 2012 ICT and IT Enabled Services (ITES) Sector Classification and Statistics Survey conducted between April and September 2012 represents a holistic assessment of Jordan's Information and Communications Technology (ICT) and IT Enabled Services (ITES) industry.

The Survey was designed based on the International Standard Industrial Classification, Version 4.0 (ISIC 4.0) to provide information on the following topics:

- IT and ITES revenue domestic and export

¹ IT enabled services are the services that make extensive use of information and communication technologies.

- IT and ITES employment
- IT and ITES investments

The survey followed a secure mechanism that ensured data confidentiality, by using an online custom application to aggregate the data provided by companies. The online application was developed in a way to allow system administrators only to access aggregate numbers and not the specific numbers provided by each company for confidentiality purposes. Entered data is split automatically into two separate databases once the application is submitted, making it impossible to link companies' information to their numbers. While it is acknowledged that this approach may increase the margin of error, it was adopted to ensure the confidentiality of data and numbers and to encourage companies to participate in the survey.

Survey Methodology:

- The survey followed the Organization for Economic Co-operation and Development (OECD) definition of the ICT Sector, according to which the guiding principal for what constitutes an ICT enterprise is: "The production (goods and services) of a candidate industry must primarily be intended to fulfill or enable the function of information processing and communication by electronic means, including transmission and display"
- Based on the OECD definition of an ICT enterprise, ICT and ITES sector segments have been mapped to ISIC 4.0 sections.
- To ensure that the survey covers all ICT and ITES companies in Jordan (100% of the sector), comprehensive lists of companies with ICT and ITES related activities were obtained from the Ministry of Industry and Trade and all Industry and Trade Chambers in Jordan in order to identify ICT and ITES companies in Jordan (including int@j and non-int@j members)
- The initial consolidated list of companies was verified through phone calls to identify the companies to undertake the survey.
- The survey was then launched and verified companies with ICT and ITES activities were invited to fill the online questionnaire.
- During the survey, companies confirmed whether they are actually ICT and/or ITES related companies by examining a detailed list of activities and answering specific questions.
- The survey outcomes identified the companies who should be considered as ICT and/or ITES companies.
- Companies are classified as part of the ICT and ITES Sector if their "principal" activities belong to ISIC 4.0 ICT and ITES classes, i.e. are within the ICT and ITES classification domain.

- According to UNSTATS "An activity that contributes most to the value added of the unit, or the activity the value added of which exceeds that of any other activity undertaken by the unit is called its "principal" activity. It is not necessary that the principal activity account for 50% or more of the total value added of a unit".
- Remaining companies, which did not complete the online questionnaire, were approached individually, and asked questions, in order to identify their activities based on (ISIC 4.0) classification and provide actual number of employees.
- The revenues for companies which did not fill the survey were estimated based on the actual average revenue of companies with the same "principal" ICT or ITES activity. Only the data of companies that were identified or identified themselves as carrying a "principal" activity that falls within the ICT and ITES Sector, according to a pre-defined list, were considered in the 2012 survey. Although this approach may yield a margin of error, it's statically valid and is more accurate than pro-rating total numbers based on the number of companies who filled the survey compared to the total number of companies.
- Based on the fact that the 2012 survey adopted the ISIC 4.0 classification in identifying ICT and ITES activities and recognizing various industries, some of the identified activities and industries were different than the ones used in previous years' surveys.
- For accuracy purposes, statistics of Telecommunications companies were obtained from the Telecommunications Regulatory Commission (TRC), the official organization in Jordan responsible for gathering and publishing Telecom Companies statistics. IT & ITES numbers presented in this report are the results of analyzing the figures obtained from the 2012 survey.
- All monetary values expressed in this report are in US Dollars. USD 1 = JD 0.708 is the official conversion rate when publishing this report.

Survey Sample Population

Summary of Participants

Survey Participants Summary	
Category	Total
Initial Identified Companies	567
Suspended businesses or Non-ICT/ITES Identified Companies - 1st Stage Verification by Phone	71
Total Targeted Companies to fill the Survey	496
Non-ICT/ITES Identified Companies - 2nd Stage Verification Through Survey	1
Total ICT/ITES Identified Companies	495
Total Companies Completed the Survey	249
Total Companies Did Not Fill the Survey	246

Table 1: Survey Participants Summary

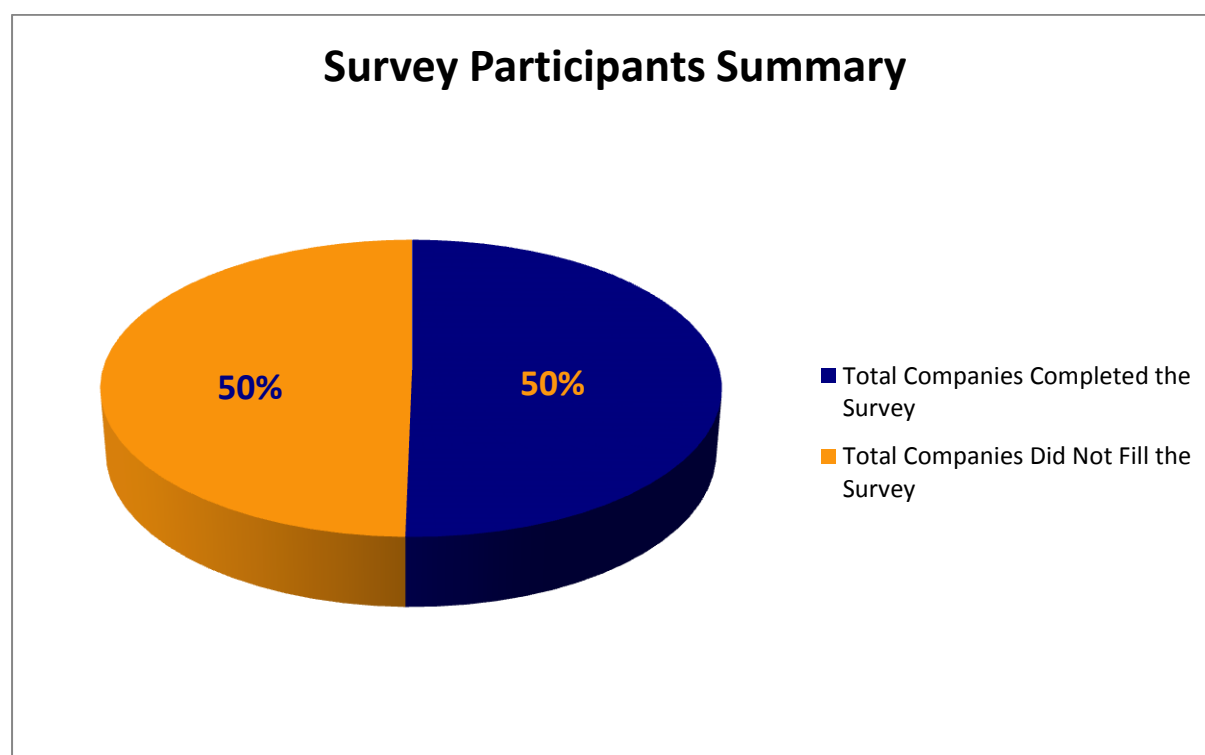


Figure 1: Survey Participants Summary

Participants by Economic Activities

Companies Activities				
ISIC Code	ISIC Activity	Group A	Group B	Total
2610	Manufacture of electronic components and boards	1	0	1
2620	Manufacture of computers and peripheral equipment	2	0	2
4651	Wholesale of computers, computer peripheral equipment and software	54	27	81
5820	Software publishing	11	12	23
6201	Computer programming activities	102	94	196
6202	Computer consultancy and computer facilities management activities	11	13	24
6209	Other information technology and computer service activities	9	6	15
6311	Data processing, hosting and related activities	32	40	72
6312	Web portals	29	33	62
8220	Activities of call centers	4	2	6
9511	Repair of computers and peripheral equipment	25	2	27
332001	Installation of communications equipment	14	14	28
332002	Installation of mainframe and similar computers	9	1	10
465201	Wholesale of telephone and communications equipment	3	7	10
951201	Repair of carrier equipment modems	2	0	2
951202	Repair of communications transmission equipment (e.g. routers, bridges, modems)	6	0	6
Training	ICT Training	8	1	9
Total		322	252	574

Table 2: Companies Activities

Group A: Companies that completed the survey & carried out this activity

Group B: Companies that did not complete the survey & carried out this activity

Note: Number of total activities is higher than total participating companies, since some companies have more than one activity.

2012 IT/ITES Sector Statistics

IT & ITES Sector Statistics 2012			
	Domestic (USD)	Export (USD)	Total (USD)
Total Revenue	\$326,240,506	\$308,306,991	\$634,547,497
IT Revenue	\$317,110,284	\$299,915,978	\$617,026,263
ITES Revenue	\$1,964,793	\$7,793,171	\$9,757,964
ICT Training Revenue	\$7,165,429	\$597,841	\$7,763,270
IT and ITES Sector Employment			11,360
IT Employment			10,284
ITES Employment			1,076

Table 3: IT & ITES Sector Statistics 2012

Note: numbers presented in the table above for the IT & ITES Sector based on the results of the 2012 Survey.

IT Growth (2000 – 2012)

Summary 2000 - 2003				
	2000	2001	2002	2003
IT Export Revenue	\$12,000,000	\$40,000,000	\$40,038,000	\$69,728,000
Growth %	NA	233.33%	0.10%	74.16%
% of Total Revenues	20.00%	23.53%	17.52%	24%
IT Domestic Revenue	\$48,000,000	\$130,000,000	\$188,448,000	\$226,183,000
Growth %	NA	170.83%	44.96%	20.02%
% of Total Revenues	80.00%	76.47%	82.48%	76%
IT Total Revenue	\$60,000,000	\$170,000,000	\$228,486,000	\$295,910,000
Growth %	NA	183.33%	34.40%	29.51%
IT Foreign Direct Invest. (FDI) Yearly	NA	NA	\$8,005,500	\$11,594,500
IT FDI Cumuli.	NA	\$60,000,000	\$68,005,500	\$79,600,000
IT & ITES Emp.	1,250	6,000	8,000	8,117

Table 4: IT Growth Summary 2000-2003

Summary 2004 - 2007				
	2004	2005	2006	2007
IT Export Revenue	\$79,410,743	\$162,619,518	\$191,520,379	\$196,907,691
Growth %	13.89%	105%	17.80%	2.81%
% of Total Revenues	18%	28%	25.00%	22.30%
IT Domestic Revenue	\$361,103,905	\$418,254,125	\$578,554,212	\$686,063,063
Growth %	59.65%	15.80%	38.33%	18.58%
% of Total Revenues	82%	72%	75.00%	77.70%
IT Total Revenue	\$440,514,648	\$580,873,643	\$770,074,591	\$882,970,754
Growth %	48.87%	31.86%	32.57%	14.66%
IT Foreign Direct Invest. (FDI) Yearly	\$2,900,000	\$10,524,761	\$13,569,656	\$3,070,791
IT FDI Cumuli.	\$82,500,000	\$93,024,761	\$106,594,417	\$109,665,208
IT & ITES Emp.	8,523	10,032	10,712	11,034

Table 5: IT Growth Summary 2004-2007

Summary 2008 - 2012					
	2008	2009	2010	2011	2012
IT Export Revenue	\$226,863,277	\$209,526,864	\$202,275,754	\$230,528,961	\$299,915,978
Growth %	15.21%	-7.64%	-3.46%	13.97%	30.10%
% of Total Revenues	23.57%	23.41%	27.64%	31.23%	48.61%
IT Domestic Revenue	\$735,571,817	\$685,461,382	\$529,571,537	\$507,526,322	\$317,110,284
Growth %	7.22%	-6.81%	-22.74%	-4.16%	-37.52%
% of Total Revenues	76.43%	76.59%	72.36%	68.77%	51.39%
IT Total Revenue	\$962,435,094	\$894,988,247	\$731,847,291	\$738,055,284	\$617,026,263
Growth %	9.00%	-7.01%	-18.23%	0.85%	-16.40%
IT Foreign Direct Invest. (FDI) Yearly	\$1,690,141	\$16,231,326	\$14,944,209	\$1,384,181	\$2,468,435
IT FDI Cumuli.	\$111,355,349	\$127,586,675	\$142,530,884	\$143,915,065	\$146,383,500
IT & ITES Emp.	10,294	11,334	9,858	11,235	11,360

Table 6: IT Growth Summary 2008-2012

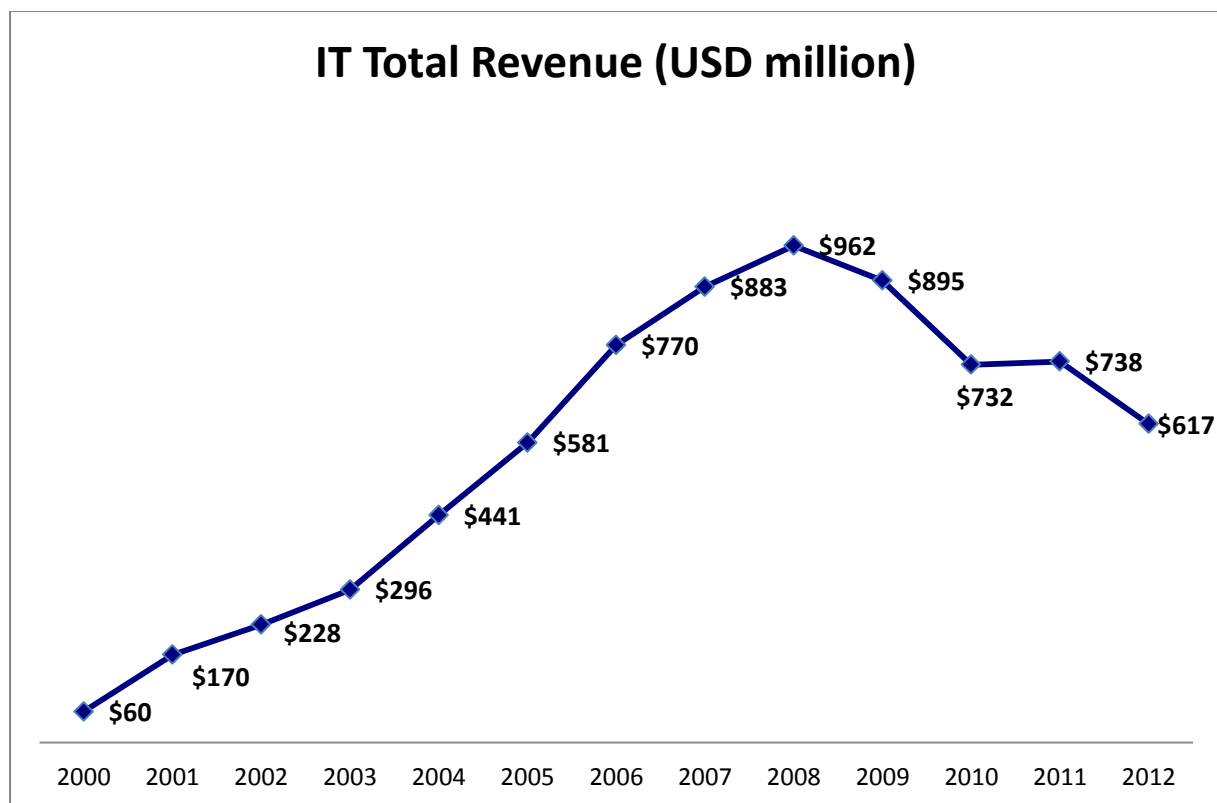


Figure 2: IT Total Revenue

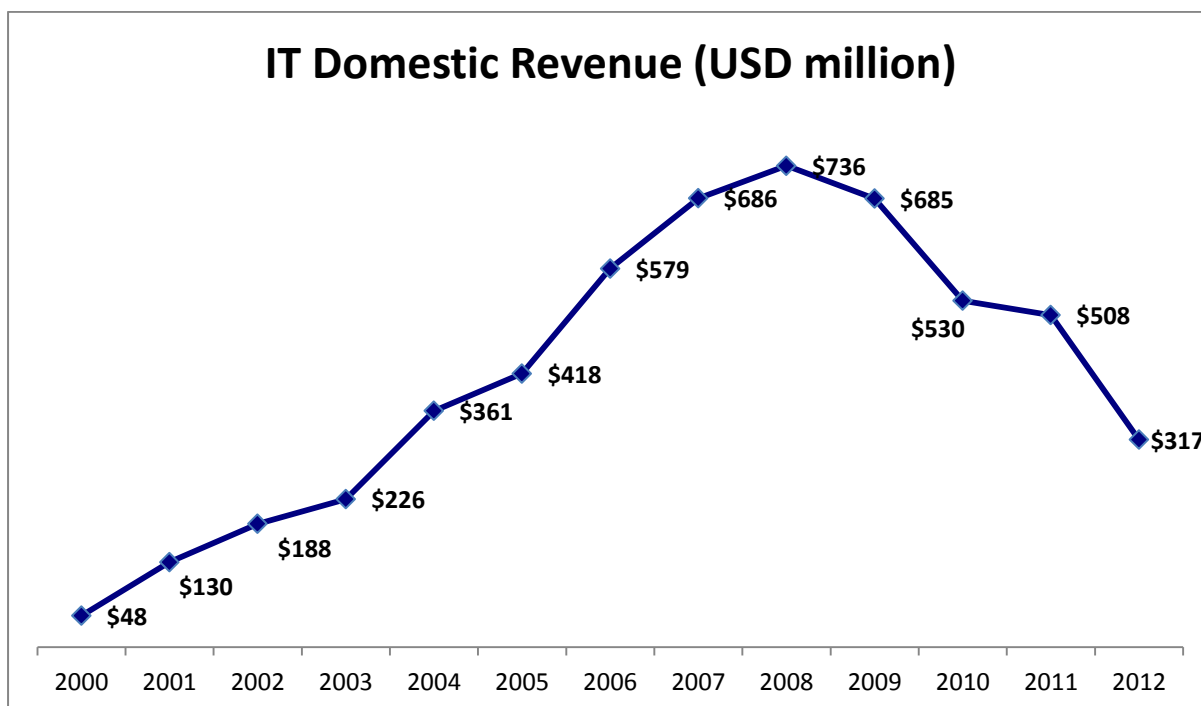


Figure 3: IT Domestic Revenue

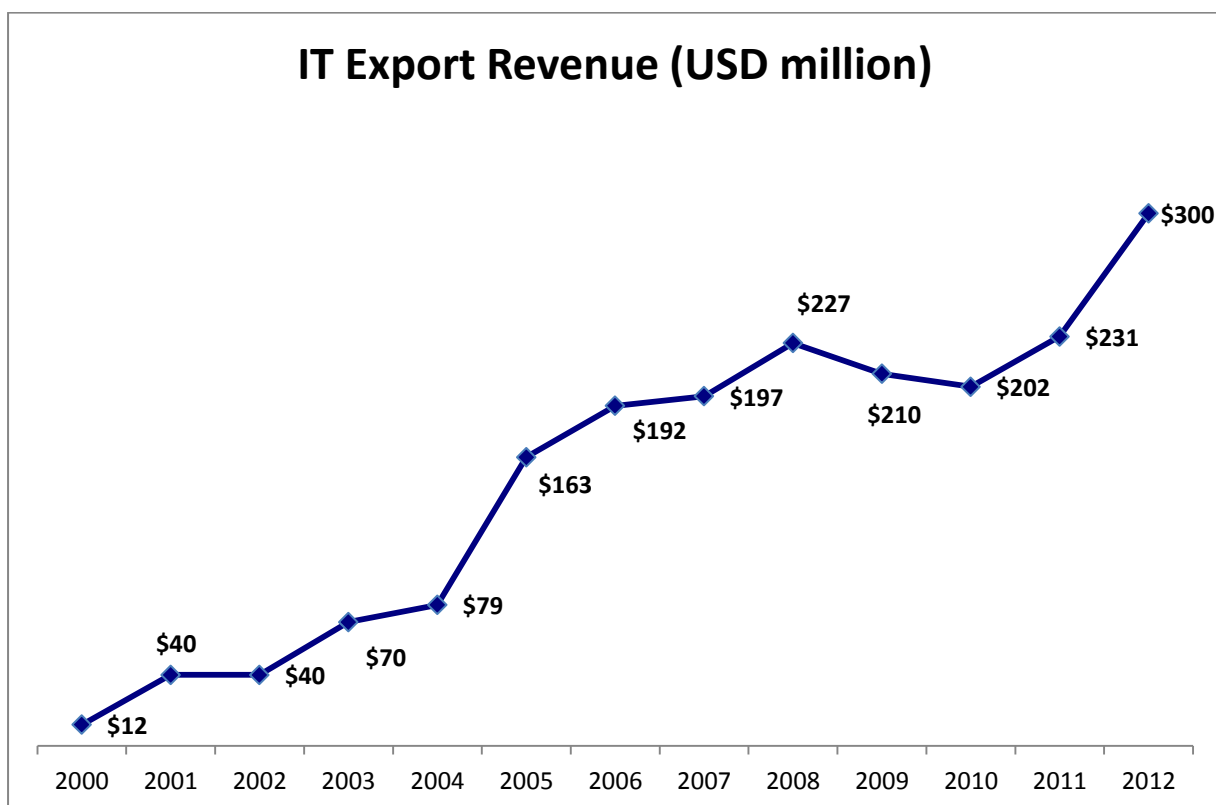


Figure 4: IT Export Revenue

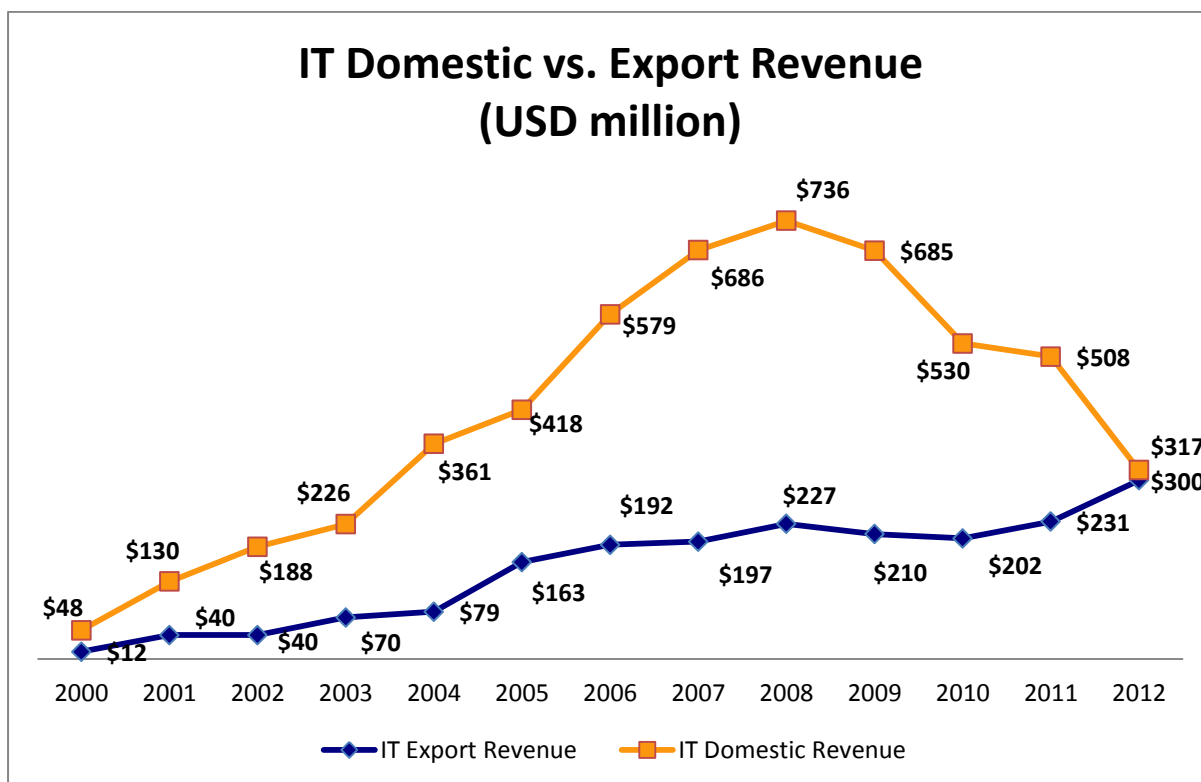


Figure 5: IT Domestic vs. Export Revenue

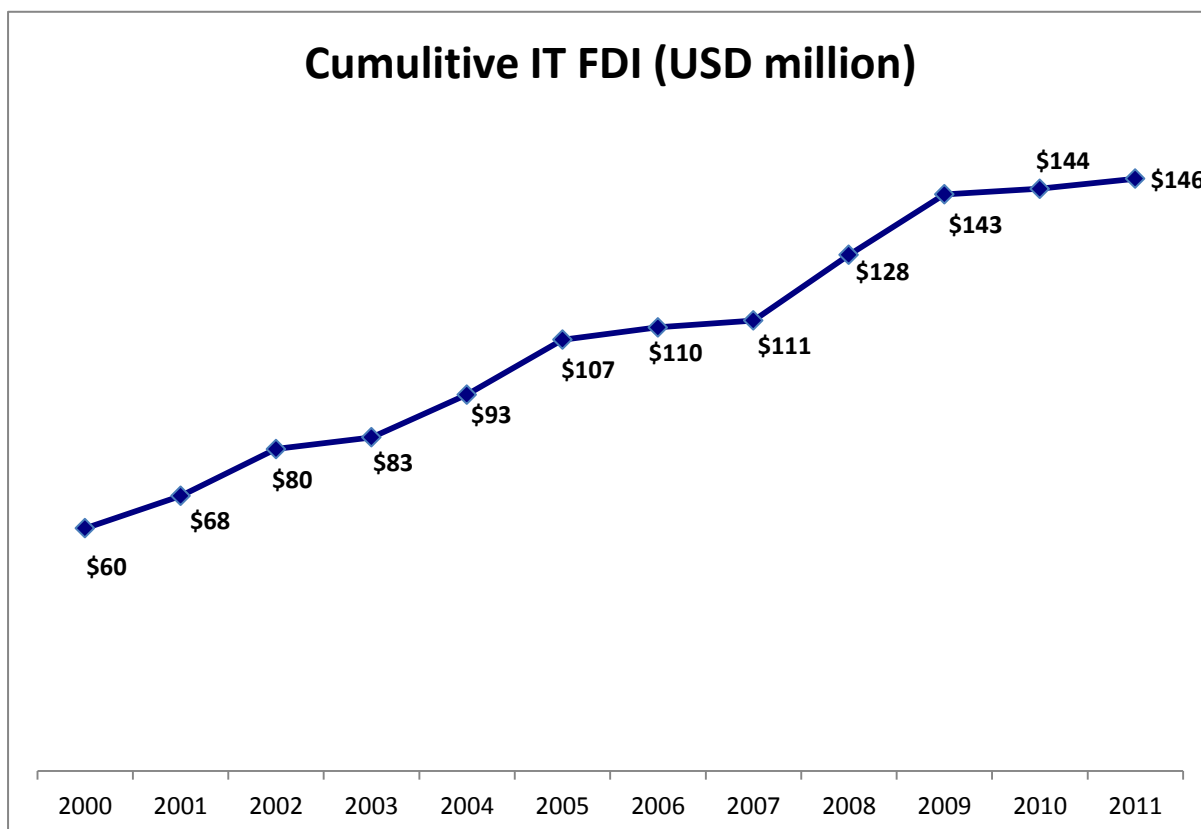


Figure 6: Cumulative IT FDI

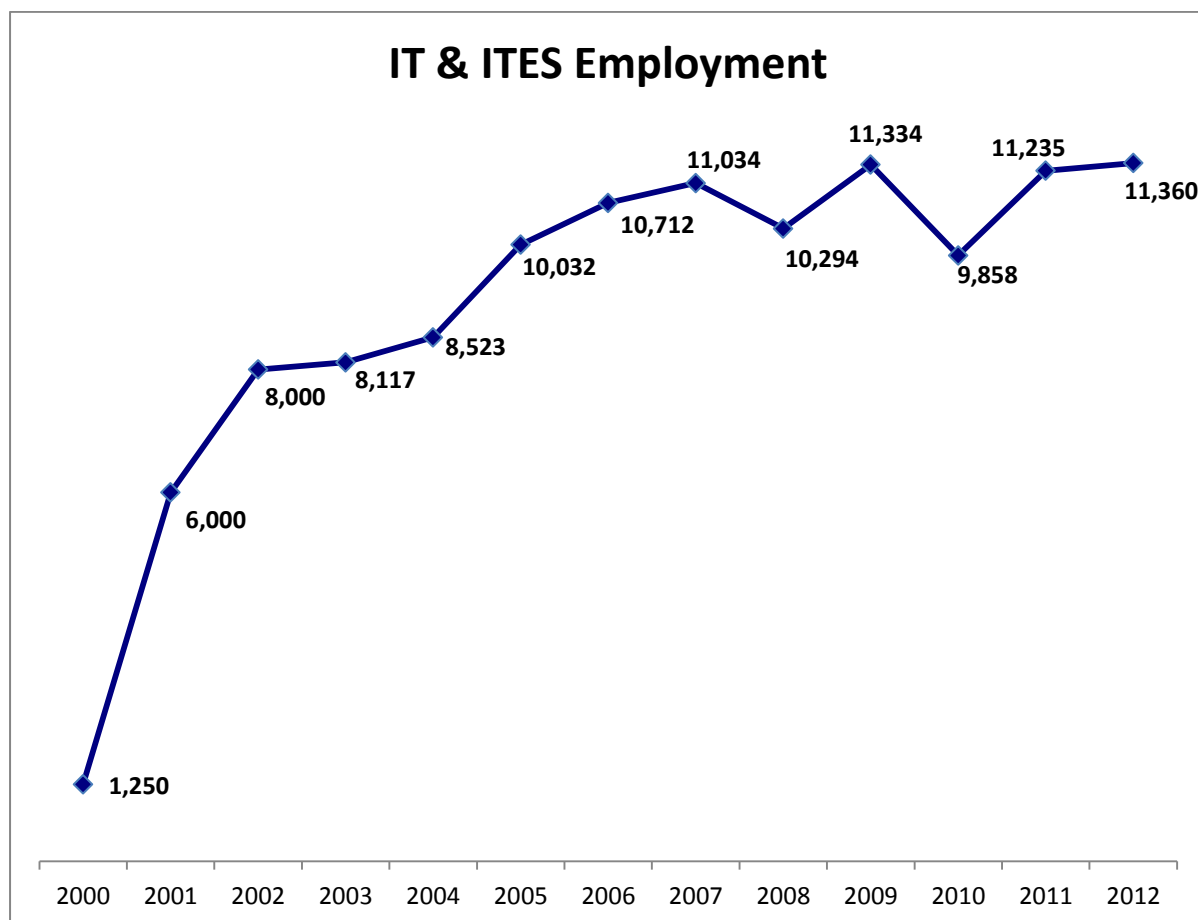


Figure 7: IT & ITES Employment

2012 Telecom Sector Statistics

Telecom Sector Statistics					
	Activity	2009	2010	2011	2012
Revenue (*)		\$1,538,317,022	\$1,636,808,211	\$1,721,063,429	\$1,691,129,148
	PSTN (USD)	\$335,344,589	\$340,388,418	\$334,974,809	\$344,308,705
	Mobile (USD)	\$915,837,733	\$972,942,576	\$985,790,842	\$1,010,855,114
	Internet (USD)	\$161,060,016	\$170,385,942	\$196,582,767	\$181,978,109
	Other	\$126,074,684	\$153,091,275	\$203,715,011	\$153,987,220
Penetration (*)					
	Fixed Line Subscribers	501,000	485,000	424,000	400,082
	Fixed Line Penetration	8.40%	8%	6.80%	6.30%
	Mobile Subscribers	6,014,000	6,620,000	7,483,000	8,984,252
	Mobile Penetration	101%	108%	120%	140%
	Internet Users	1,742,000	2,324,000	3,137,000	4,259,948
	Internet Penetration	29%	38%	50.50%	67%
Annual Investment (*)		\$247,881,356	\$310,451,977	\$200,564,972	\$202,816,901
Employment (*)		5,756	4,739	4,600	4,596

Table 7: Telecom Sector Statistics 2012

Sources:

(*) The Telecommunications Regulatory Commission - TRC

Revenue by Economic Activities

IT & ITES

IT & ITES Revenue 2012							
ISIC Activity	Final ISIC	Total Revenue	%	Domestic Revenue	%	Export Revenue	%
Manufacture of electronic components and boards	2610	\$2,565,678	0.40%	\$425,847	0.13%	\$2,139,831	0.69%
Manufacture of computers and peripheral equipment	2620	\$16,278,521	2.57%	\$3,813,559	1.17%	\$12,464,962	4.04%
Wholesale of computers, computer peripheral equipment and software	4651	\$168,877,981	26.61%	\$160,241,197	49.12%	\$8,636,784	2.80%
Software publishing	5820	\$77,528,729	12.22%	\$7,291,121	2.23%	\$70,237,607	22.78%
Computer programming activities	6201	\$80,895,484	12.75%	\$41,649,375	12.77%	\$39,246,110	12.73%
Computer consultancy and computer facilities management activities	6202	\$8,474,352	1.34%	\$3,955,755	1.21%	\$4,518,597	1.47%
Other information technology and computer service activities	6209	\$3,274,889	0.52%	\$3,237,224	0.99%	\$37,665	0.01%
Data processing, hosting and related activities	6311	\$120,125,761	18.93%	\$49,613,951	15.21%	\$70,511,810	22.87%
Web portals	6312	\$37,088,895	5.84%	\$3,010,154	0.92%	\$34,078,741	11.05%
Activities of call centers	8220	\$9,757,964	1.54%	\$1,964,793	0.60%	\$7,793,171	2.53%
Repair of computers and peripheral equipment	9511	\$24,199,615	3.81%	\$8,253,831	2.53%	\$15,945,785	5.17%
Installation of communications equipment	332001	\$54,859,534	8.65%	\$16,934,551	5.19%	\$37,924,983	12.30%
Installation of mainframe and similar computers	332002	\$15,066,306	2.37%	\$15,066,165	4.62%	\$141	0.00%

IT & ITES Revenue 2012							
ISIC Activity	Final ISIC	Total Revenue	%	Domestic Revenue	%	Export Revenue	%
Wholesale of telephone and communications equipment	465201	\$3,049,357	0.48%	\$1,522,599	0.47%	\$1,526,758	0.50%
Repair of carrier equipment modems	951201	\$414,164	0.07%	\$388,740	0.12%	\$25,424	0.01%
Repair of communications transmission equipment (e.g. routers, bridges, modems)	951202	\$4,326,996	0.68%	\$1,706,215	0.52%	\$2,620,781	0.85%
ICT Training	Training	\$7,763,270	1.22%	\$7,165,429	2.20%	\$597,841	0.19%
Total		\$634,547,497	100%	\$326,240,506	100%	\$308,306,991	100%

Table 8: IT & ITES Revenue 2012

IT

IT Revenue 2012							
ISIC Activity	Final ISIC	Total Revenue	%	Domestic Revenue	%	Export Revenue	%
Manufacture of electronic components and boards	2610	\$2,565,678	0.42%	\$425,847	0.13%	\$2,139,831	0.71%
Manufacture of computers and peripheral equipment	2620	\$16,278,521	2.64%	\$3,813,559	1.20%	\$12,464,962	4.16%
Wholesale of computers, computer peripheral equipment and software	4651	\$168,877,981	27.37%	\$160,241,197	50.53%	\$8,636,784	2.88%
Software publishing	5820	\$77,528,729	12.56%	\$7,291,121	2.30%	\$70,237,607	23.42%
Computer programming activities	6201	\$80,895,484	13.11%	\$41,649,375	13.13%	\$39,246,110	13.09%
Computer consultancy and computer facilities management activities	6202	\$8,474,352	1.37%	\$3,955,755	1.25%	\$4,518,597	1.51%
Other information technology and computer service activities	6209	\$3,274,889	0.53%	\$3,237,224	1.02%	\$37,665	0.01%
Data processing, hosting and related activities	6311	\$120,125,761	19.47%	\$49,613,951	15.65%	\$70,511,810	23.51%
Web portals	6312	\$37,088,895	6.01%	\$3,010,154	0.95%	\$34,078,741	11.36%
Repair of computers and peripheral equipment	9511	\$24,199,615	3.92%	\$8,253,831	2.60%	\$15,945,785	5.32%
Installation of communications equipment	332001	\$54,859,534	8.89%	\$16,934,551	5.34%	\$37,924,983	12.65%
Installation of mainframe and similar computers	332002	\$15,066,306	2.44%	\$15,066,165	4.75%	\$141	0.00%
Wholesale of telephone and communications equipment	465201	\$3,049,357	0.49%	\$1,522,599	0.48%	\$1,526,758	0.51%
Repair of carrier equipment modems	951201	\$414,164	0.07%	\$388,740	0.12%	\$25,424	0.01%

IT Revenue 2012							
ISIC Activity	Final ISIC	Total Revenue	%	Domestic Revenue	%	Export Revenue	%
Repair of communications transmission equipment (e.g. routers, bridges, modems)	951202	\$4,326,996	0.70%	\$1,706,215	0.54%	\$2,620,781	0.87%
Total		\$617,026,263	100%	\$317,110,284	100%	\$299,915,978	100%

Table 9: IT Revenue 2012

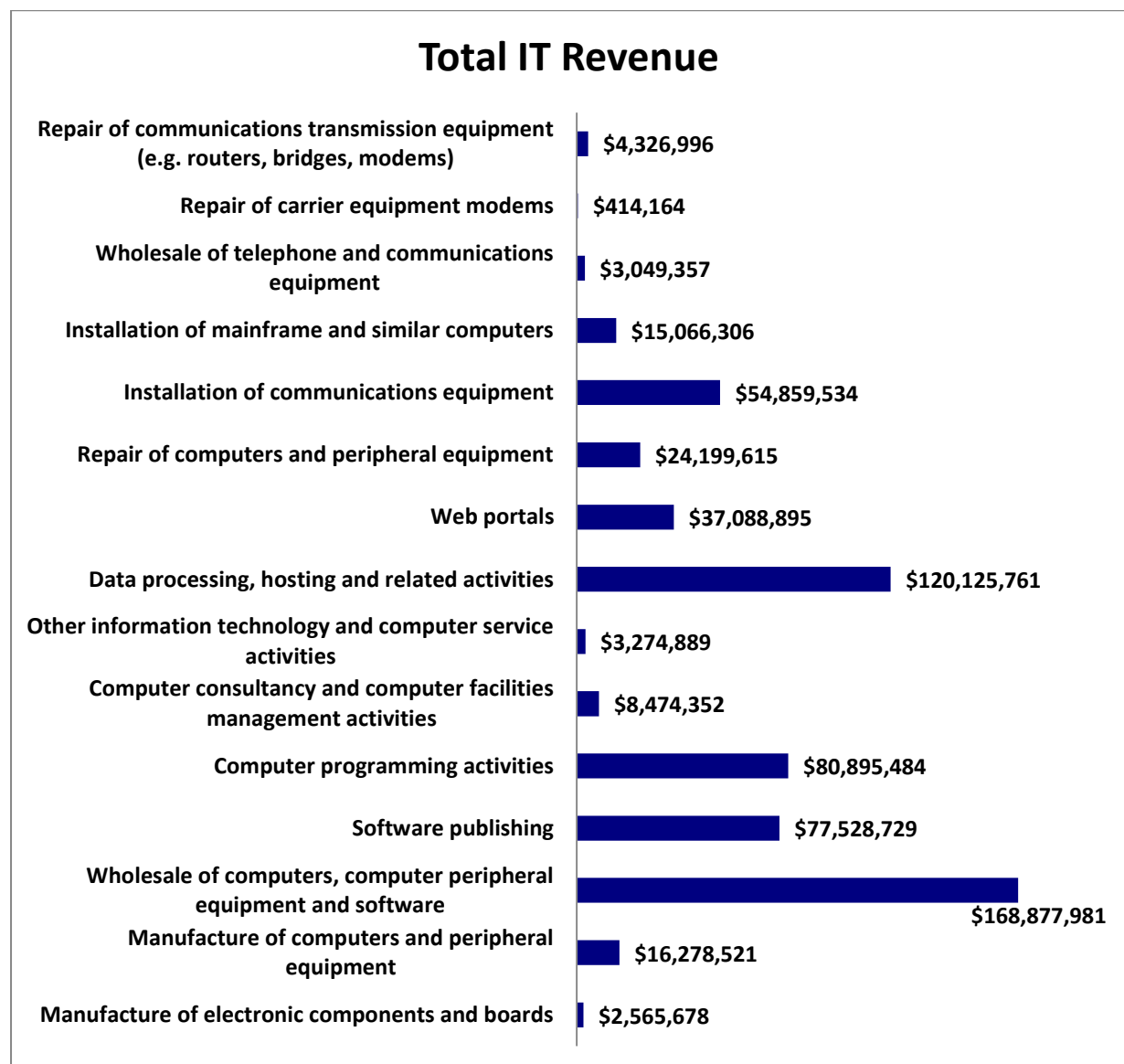


Figure 8: Total IT Revenue 2012

Domestic IT Revenue

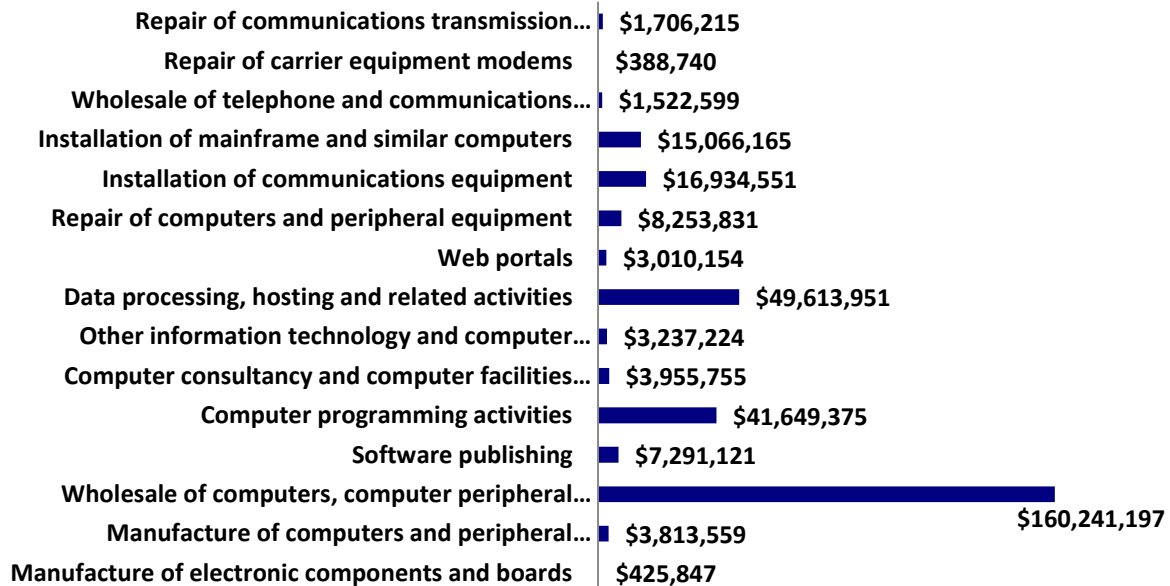


Figure 9: Domestic IT Revenue 2012

Export IT Revenue

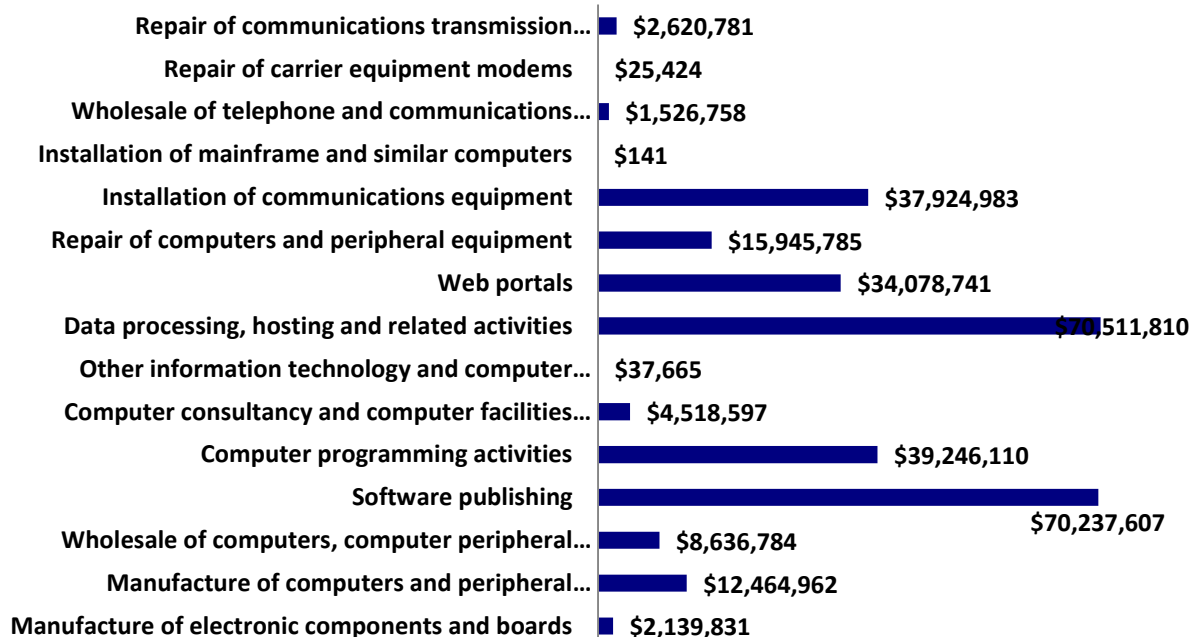


Figure 10: Export IT Revenue 2012

IT Value Added Revenue

A simple approach was followed to calculate the IT revenue generated from “value-added” activities.. While most of the services under IT were considered “high value-added” activities, activities associated with “significant import input” and “slight domestic processing” were considered “low value-added” activities. Accordingly, the activities identified in table (9) below were excluded from calculating the IT revenue generated from “high value-added” activities.

IT Revenue – Low Value Added Activities	
ISIC Activity	ISIC
Wholesale of computers, computer peripheral equipment and software	4651
Software publishing	5820
Wholesale of telephone and communications equipment	465201

Table 10: IT Revenue – Low Value Added Activities

Table (10) below, shows the contribution of “high value-added” and “low value-added” activities to Total, Domestic, and Export IT Revenues.

	High Value Add	%	Low Value Add	%
Total IT Revenue (USD)	\$367,570,196	60%	\$249,456,067	40%
Domestic IT Revenue (USD)	\$148,055,367	47%	\$169,054,917	53%
Export IT Revenue (USD)	\$219,514,829	73%	\$80,401,149	27%

Table 11: IT Revenue Value Add Breakdown

According to the figures above, while more than half (52%) of the total IT sector revenue is generated from “high value-added” activities, 89% of exports revenue results from “high value-added” IT activities, demonstrating that the IT industry brings high value to the Jordanian economy mainly in exports

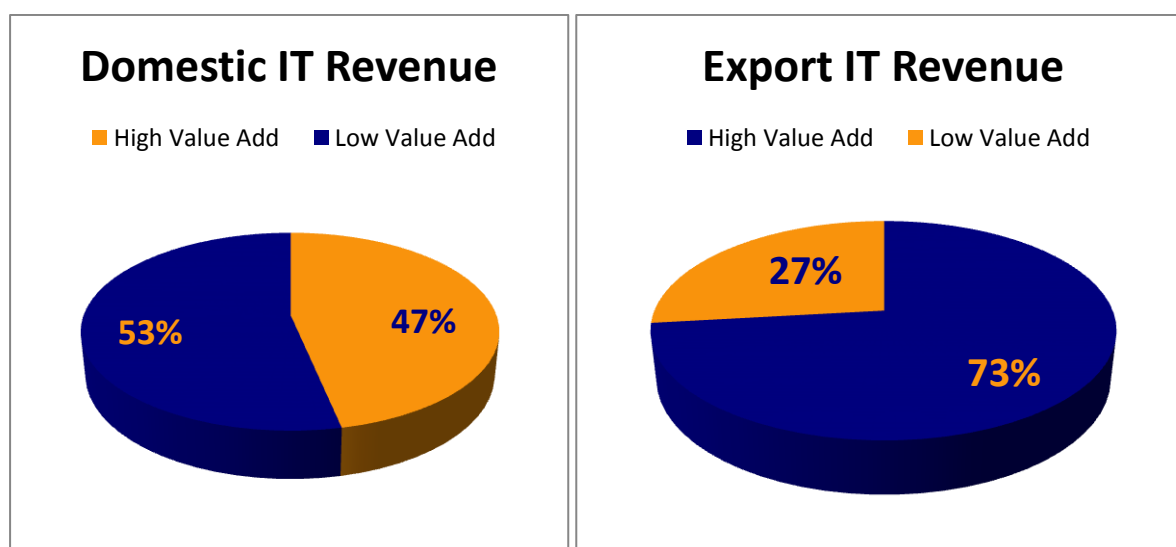


Figure 11: Contribution of Value-Added IT activities to Domestic and Export IT Revenues

ITES

ITES Revenue 2012							
ISIC Activity	Final ISIC	Total Revenue	%	Domestic Revenue	%	Export Revenue	%
Activities of call centers	8220	\$9,757,964	1.00	\$1,964,793	100%	\$7,793,171	100%
Total		\$9,757,964	100%	\$1,964,793	100%	\$7,793,171	100%

Table 12: ITES Revenue 2012

ICT Training

ICT & ITES Training Revenue 2012							
ISIC Activity	Final ISIC	Total Revenue	%	Domestic Revenue	%	Export Revenue	%
ICT Training	Training	\$7,763,270	100%	\$7,165,429	100%	\$597,841	100%
Total		\$7,763,270	100%	\$7,165,429	100%	\$597,841	100%

Table 13: ICT & ITES Training Revenue 2012

IT and ITES Exports

IT & ITES Export Volumes by Country

IT and ITES Export Revenue by Country		
Country	Export Revenue	%
Saudi Arabia	\$72,407,565	23.49%
United States of America	\$61,983,871	20.10%
Iraq	\$37,019,291	12.01%
United Arab Emirates	\$31,322,452	10.16%
United Kingdom	\$18,130,290	5.88%
Palestine	\$12,736,709	4.13%
Netherlands	\$7,651,814	2.48%
Egypt	\$7,552,354	2.45%
Qatar	\$6,354,268	2.06%
Kuwait	\$5,710,470	1.85%
Oman	\$4,852,500	1.57%
Lebanon	\$4,569,525	1.48%
Yemen	\$4,218,720	1.37%
France	\$4,199,514	1.36%
Greece	\$4,080,920	1.32%
Sudan	\$3,265,985	1.06%
Libya	\$2,740,033	0.89%
Morocco	\$2,422,039	0.79%
Malta	\$2,411,072	0.78%
Bahrain	\$1,716,297	0.56%
Germany	\$1,597,873	0.52%
Iran	\$1,434,857	0.47%
Nigeria	\$1,265,362	0.41%
Syria	\$1,108,007	0.36%
Armenia	\$906,375	0.29%
Maldives	\$761,391	0.25%
Botswana	\$748,701	0.24%
Senegal	\$622,876	0.20%
Pakistan	\$578,768	0.19%
Tanzania	\$513,500	0.17%
Other Countries	\$3,423,589	1.11%
Total	\$308,306,991	100%

Table 14: IT & ITES Export Revenue by Country




Figure 12: IT & ITES Export Revenue by Country

Revenue by Economic Section

IT and ITES Sector Revenue by ISIC Section							
Section	Activity Sector	Total Revenue	%	Domestic Revenue	%	Export Revenue	%
A	Agriculture, forestry and fishing	\$0	0.00%	\$0	0.00%	\$0	0.00%
B	Mining and quarrying	\$23,721,836	3.74%	\$58,948	0.02%	\$23,662,888	7.68%
C	Manufacturing	\$8,121,946	1.28%	\$7,142,091	2.19%	\$979,855	0.32%
D	Electricity, gas, steam and air conditioning supply	\$33,556,361	5.29%	\$463,737	0.14%	\$33,092,624	10.73%
E	Water supply; sewerage, waste management and remediation	\$3,278,337	0.52%	\$2,082,478	0.64%	\$1,195,859	0.39%
F	Construction	\$6,988,809	1.10%	\$1,992,661	0.61%	\$4,996,148	1.62%
G	Wholesale and retail trade	\$89,288,532	14.07%	\$60,715,480	18.61%	\$28,573,053	9.27%
H	Transportation and storage	\$2,880,708	0.45%	\$2,409,828	0.74%	\$470,880	0.15%
I	Accommodation and food service	\$3,734,473	0.59%	\$2,160,683	0.66%	\$1,573,790	0.51%
J	Information and communication	\$256,026,195	40.35%	\$100,834,516	30.91%	\$155,191,680	50.34%
K	Finance and insurance	\$78,297,032	12.34%	\$78,159,457	23.96%	\$137,575	0.04%
L	Real estate	\$9,726,198	1.53%	\$780,253	0.24%	\$8,945,945	2.90%
M	Professional, scientific and technical activities	\$1,326,111	0.21%	\$1,326,111	0.41%	\$0	0.00%
N	Administrative and support service activities	\$3,069,697	0.48%	\$1,658,804	0.51%	\$1,410,893	0.46%
O	Public administration and defense; compulsory social security	\$52,374,209	8.25%	\$31,390,935	9.62%	\$20,983,274	6.81%
P	Education	\$37,456,832	5.90%	\$16,655,437	5.11%	\$20,801,395	6.75%
Q	Human health and social work activities	\$11,619,579	1.83%	\$6,369,964	1.95%	\$5,249,615	1.70%
R	Arts, entertainment and recreation	\$977,673	0.15%	\$594,490	0.18%	\$383,184	0.12%
S	Other service activities	\$0	0.00%	\$0	0.00%	\$0	0.00%

IT and ITES Sector Revenue by ISIC Section							
Section	Activity Sector	Total Revenue	%	Domestic Revenue	%	Export Revenue	%
T	Activities of households as employers; undifferentiated goods- and services-producing activities of households for own use	\$9,361,574	1.48%	\$9,361,574	2.87%	\$0	0.00%
U	Activities of extraterritorial organizations and bodies	\$2,741,393	0.43%	\$2,083,059	0.64%	\$658,333	0.21%
Total		\$634,547,497	100%	\$326,240,506	100%	\$308,306,991	100%

Table 15: IT & ITES Sector Revenue by ISIC Section

Notes:

1. According to ISIC 4.0, Sections represent economic sectors or major economic activities that generate domestic and export IT & ITES revenues.
2. Table (15) below includes the revenues generated from each division within the "Information and Communications" Section, since Information and Communication is the Economic Sector that generates the highest IT and ITES revenues

Breakdown of Section J - Information and Communication							
Division No.	Activity Sector	Total Revenue	%	Domestic Revenue	%	Export Revenue	%
58	Publishing Activities	\$1,254,627	0.49%	\$21,955	0.02%	\$1,232,671	0.79%
59	Motion Picture , Video and Television Program Production, Sound Recording and Music Publishing Activities	\$12,372,991	4.83%	\$74,458	0.07%	\$12,298,534	7.92%
60	Programming and Broadcasting Activities (Radio and TV)	\$82,111	0.03%	\$0	0.00%	\$82,111	0.05%
61	Telecommunications	\$72,882,989	28.47%	\$61,196,885	60.69%	\$11,686,104	7.53%
62	Computer Programming, Consultancy, and Related Activities.	\$89,602,649	35.00%	\$22,204,334	22.02%	\$67,398,315	43.43%
63	Information Service Activities.	\$79,830,828	31.18%	\$17,336,884	17.19%	\$62,493,944	40.27%
Total		\$256,026,195	100%	\$100,834,516	100%	\$155,191,680	100%

Table 16: Breakdown of revenue generated from Section J - Information and Communication

IT and ITES Revenue by ISIC Section

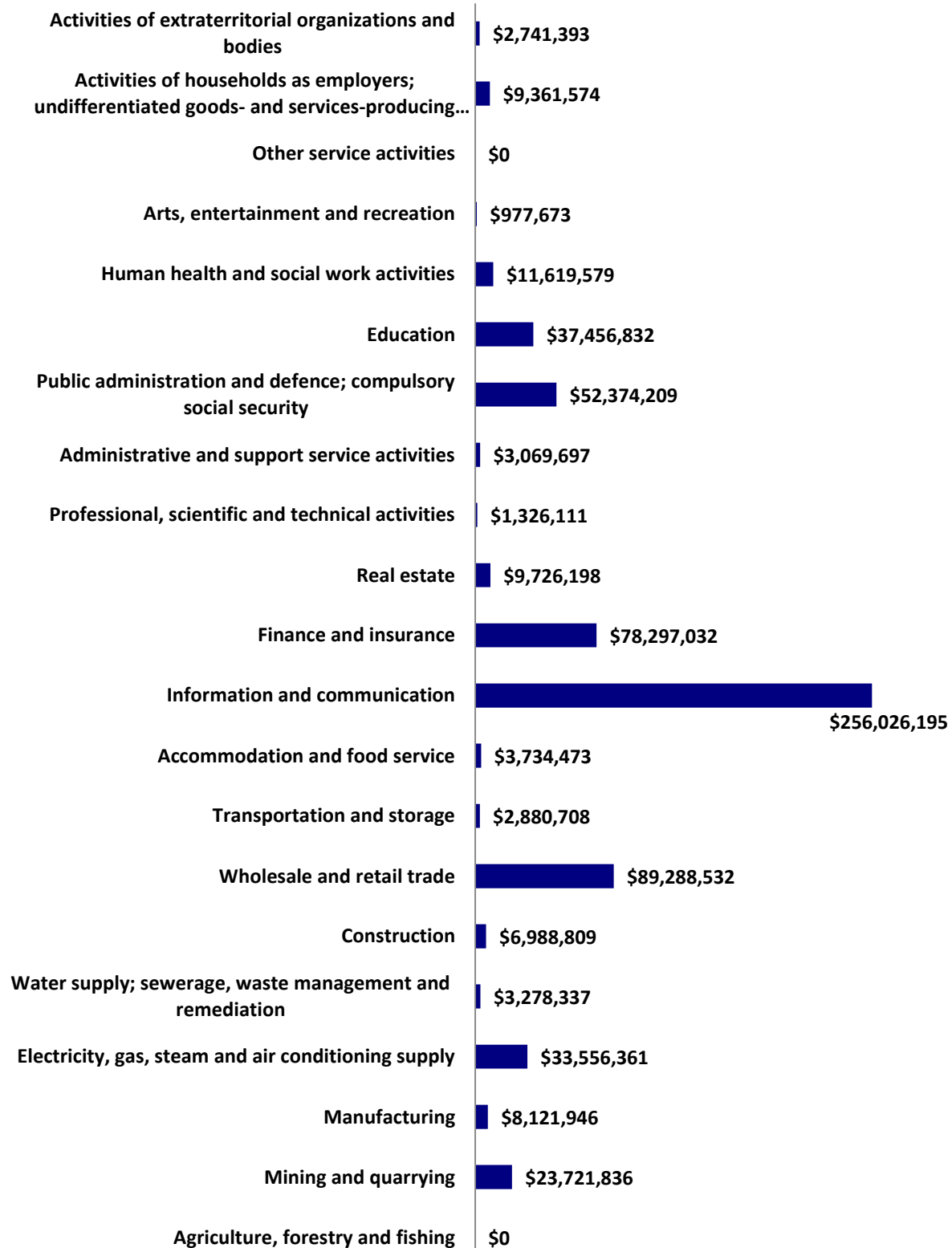


Figure 13: IT & ITES Sector Revenue by ISIC Section

IT and ITES Domestic Revenue by ISIC Section

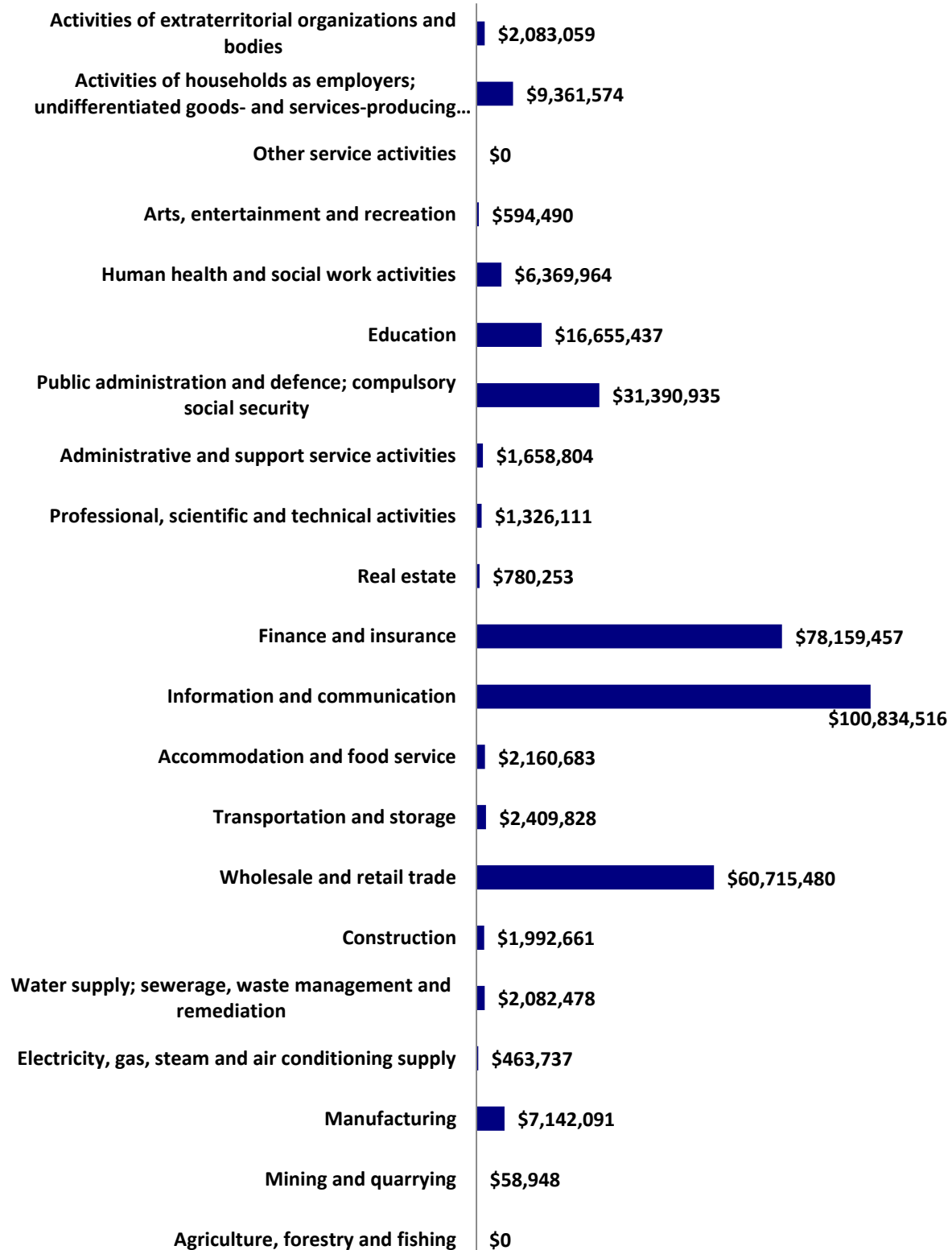


Figure 14: IT & ITES Domestic Revenue by ISIC Section

IT and ITES Export Revenue by ISIC Section

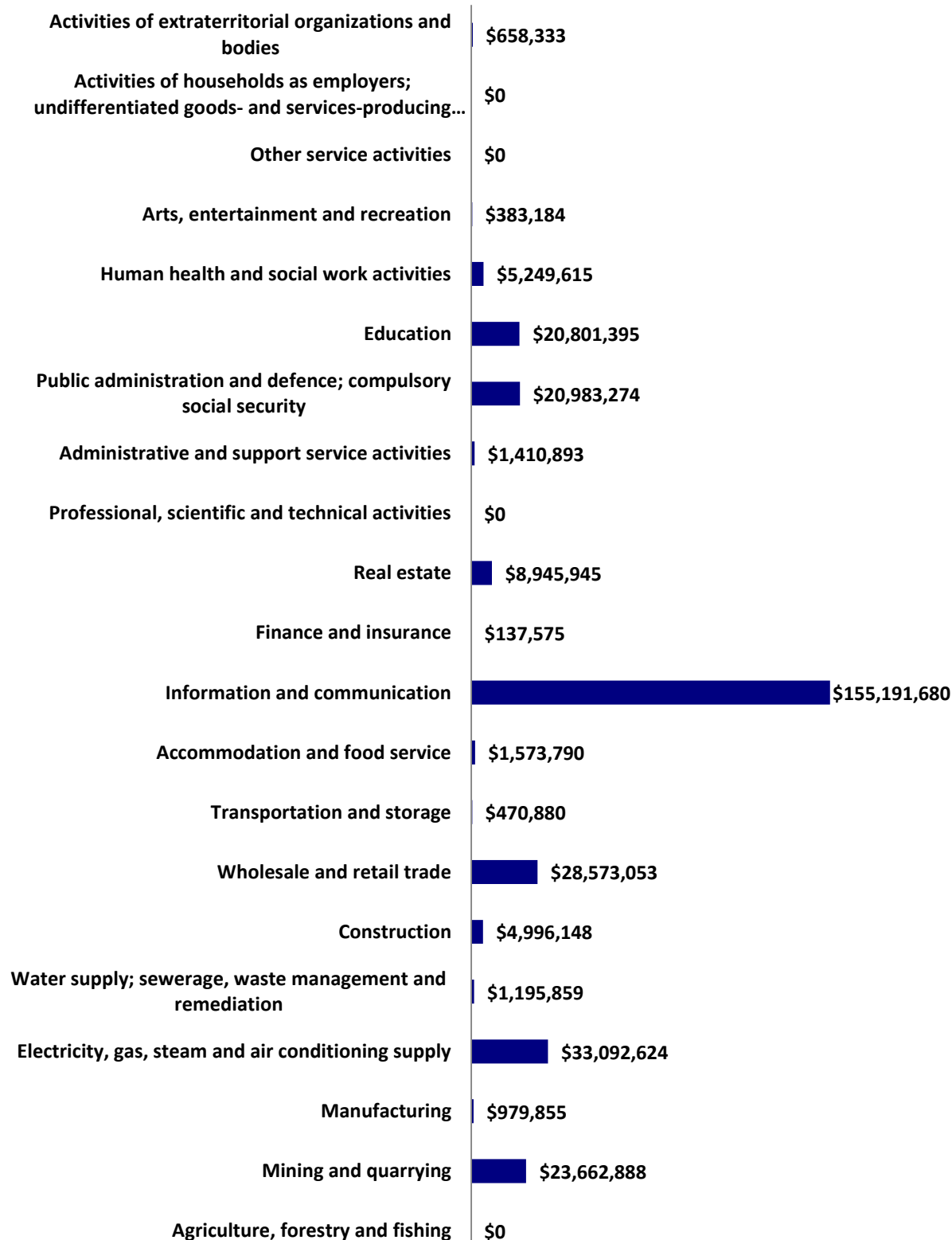


Figure 15: IT & ITES Export Revenue by ISIC Section

IT and ITES Employment

IT & ITES Employment for Companies Completed/did not Complete the Survey			
Group	Total	IT	ITES
Employment of Companies who Completed the Survey	6,566	6,107	459
Employment of Companies who did not Complete the Survey	4,794	4,177	617
Total	11,360	10,284	1,076

Table 17: IT & ITES Employment for Companies Completed/did not Complete the Survey

Employment Breakdown

Employment in the IT and ITES Sector					
Category	Jordanian/Foreign	Local/Abroad	Male/Female	Total	%
Management	Jordanian Employees	Local	Male	988	8.70%
Management	Jordanian Employees	Local	Female	288	2.53%
Management	Foreign Employees	Local	Male	26	0.22%
Management	Foreign Employees	Local	Female	3	0.03%
Management	Jordanian Employees	Abroad	Male	48	0.43%
Management	Jordanian Employees	Abroad	Female	5	0.04%
Management	Foreign Employees	Abroad	Male	33	0.29%
Management	Foreign Employees	Abroad	Female	5	0.04%
HR & Admin	Jordanian Employees	Local	Male	473	4.16%
HR & Admin	Jordanian Employees	Local	Female	464	4.09%
HR & Admin	Foreign Employees	Local	Male	22	0.19%
HR & Admin	Foreign Employees	Local	Female	7	0.06%
HR & Admin	Jordanian Employees	Abroad	Male	2	0.01%
HR & Admin	Jordanian Employees	Abroad	Female	-	0.00%
HR & Admin	Foreign Employees	Abroad	Male	7	0.06%
HR & Admin	Foreign Employees	Abroad	Female	2	0.01%
Marketing	Jordanian Employees	Local	Male	144	1.26%
Marketing	Jordanian Employees	Local	Female	146	1.28%
Marketing	Foreign Employees	Local	Male	3	0.03%
Marketing	Foreign Employees	Local	Female	2	0.01%
Marketing	Jordanian Employees	Abroad	Male	-	0.00%
Marketing	Jordanian Employees	Abroad	Female	-	0.00%
Marketing	Foreign Employees	Abroad	Male	7	0.06%
Marketing	Foreign Employees	Abroad	Female	12	0.10%
Sales	Jordanian Employees	Local	Male	588	5.18%
Sales	Jordanian Employees	Local	Female	207	1.82%
Sales	Foreign Employees	Local	Male	10	0.09%
Sales	Foreign Employees	Local	Female	2	0.02%
Sales	Jordanian Employees	Abroad	Male	45	0.40%
Sales	Jordanian Employees	Abroad	Female	3	0.03%
Sales	Foreign Employees	Abroad	Male	17	0.15%
Sales	Foreign Employees	Abroad	Female	-	0.00%
Technical	Jordanian Employees	Local	Male	3,994	35.15%
Technical	Jordanian Employees	Local	Female	1,354	11.92%
Technical	Foreign Employees	Local	Male	47	0.41%

Employment in the IT and ITES Sector					
Category	Jordanian/Foreign	Local/Abroad	Male/Female	Total	%
Technical	Foreign Employees	Local	Female	7	0.06%
Technical	Jordanian Employees	Abroad	Male	130	1.14%
Technical	Jordanian Employees	Abroad	Female	22	0.19%
Technical	Foreign Employees	Abroad	Male	52	0.45%
Technical	Foreign Employees	Abroad	Female	-	0.00%
Operations	Jordanian Employees	Local	Male	865	7.62%
Operations	Jordanian Employees	Local	Female	519	4.57%
Operations	Foreign Employees	Local	Male	33	0.29%
Operations	Foreign Employees	Local	Female	15	0.13%
Operations	Jordanian Employees	Abroad	Male	7	0.06%
Operations	Jordanian Employees	Abroad	Female	5	0.04%
Operations	Foreign Employees	Abroad	Male	18	0.16%
Operations	Foreign Employees	Abroad	Female	12	0.10%
Customer Care	Jordanian Employees	Local	Male	449	3.95%
Customer Care	Jordanian Employees	Local	Female	254	2.24%
Customer Care	Foreign Employees	Local	Male	8	0.07%
Customer Care	Foreign Employees	Local	Female	-	0.00%
Customer Care	Jordanian Employees	Abroad	Male	5	0.04%
Customer Care	Jordanian Employees	Abroad	Female	3	0.03%
Customer Care	Foreign Employees	Abroad	Male	-	0.00%
Customer Care	Foreign Employees	Abroad	Female	5	0.05%
Total				11,360	100%

Table 18: Employment in the IT and ITES Sector

IT and ITES Employment by Category

IT and ITES Employment by Category		
Category		Total
Employment by Function	Management	1,397
	Marketing	312
	Technical	5,604
	HR & Admin	975
	Sales	872
	Operations	1,475
	Customer Care	725
Employment by Nationality	Jordanian Employees	11,007
	Foreign Employees	353
Employment by Location	Local	10,917
	Abroad	443
Employment by Gender	Male	8,019
	Female	3,341

Table 19: IT and ITES Employment by Category

Employment by Function

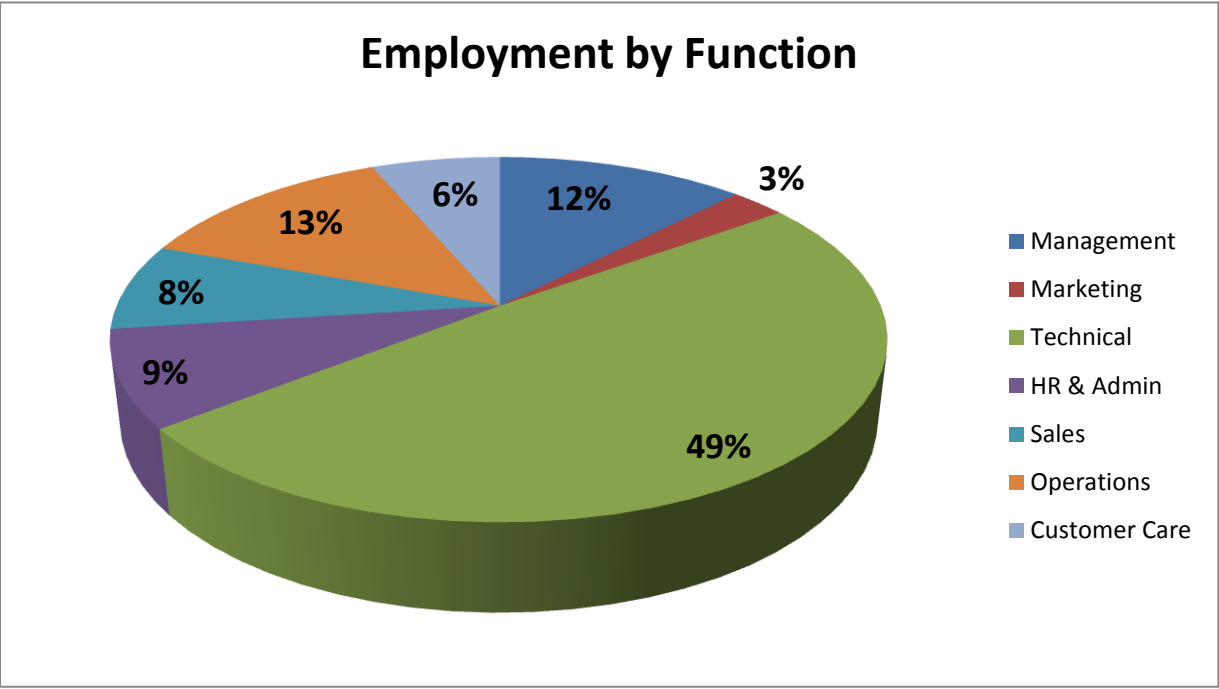


Figure 16: IT & ITES Employment by Function

Employment by Nationality

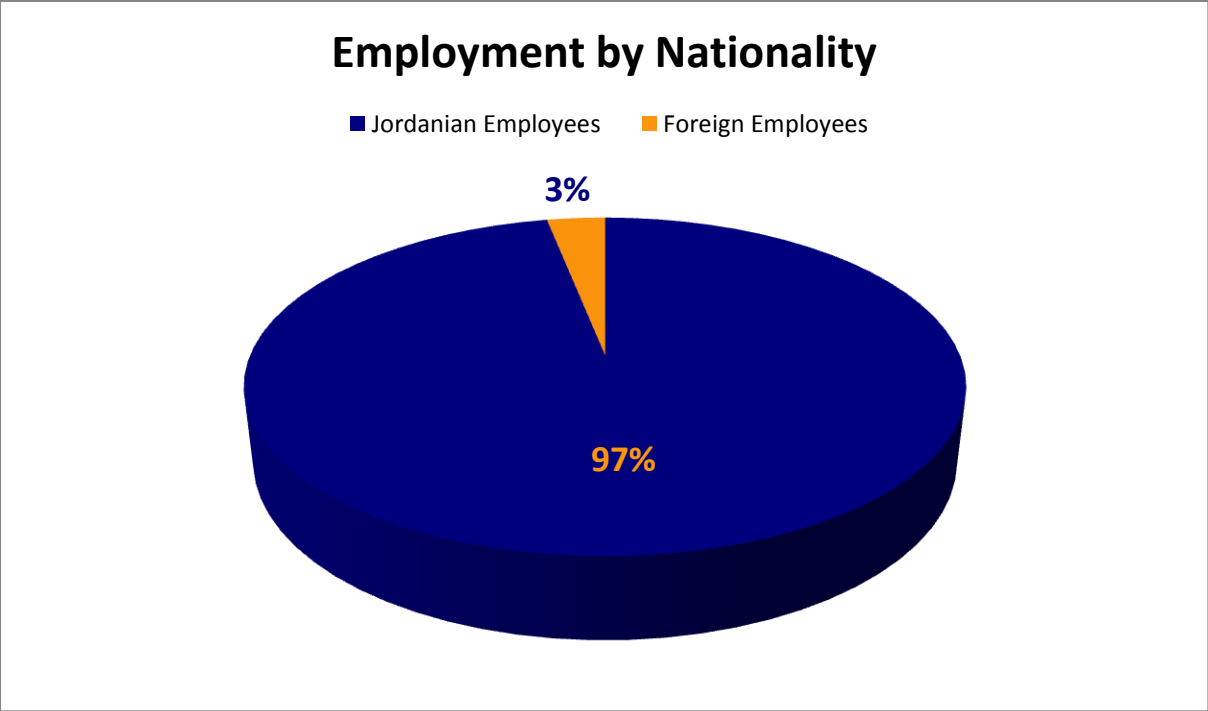


Figure 17: IT & ITES Employment by Nationality

Employment by Location

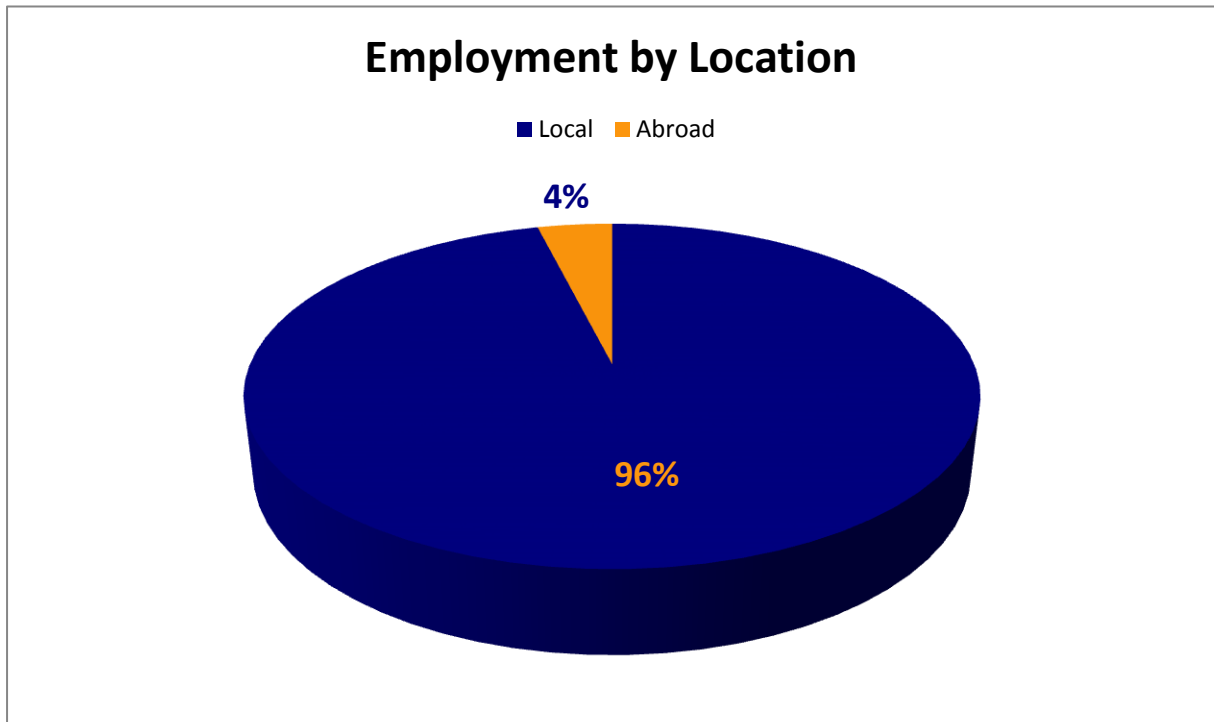


Figure 18: IT & ITES Employment by Location

Employment by Gender

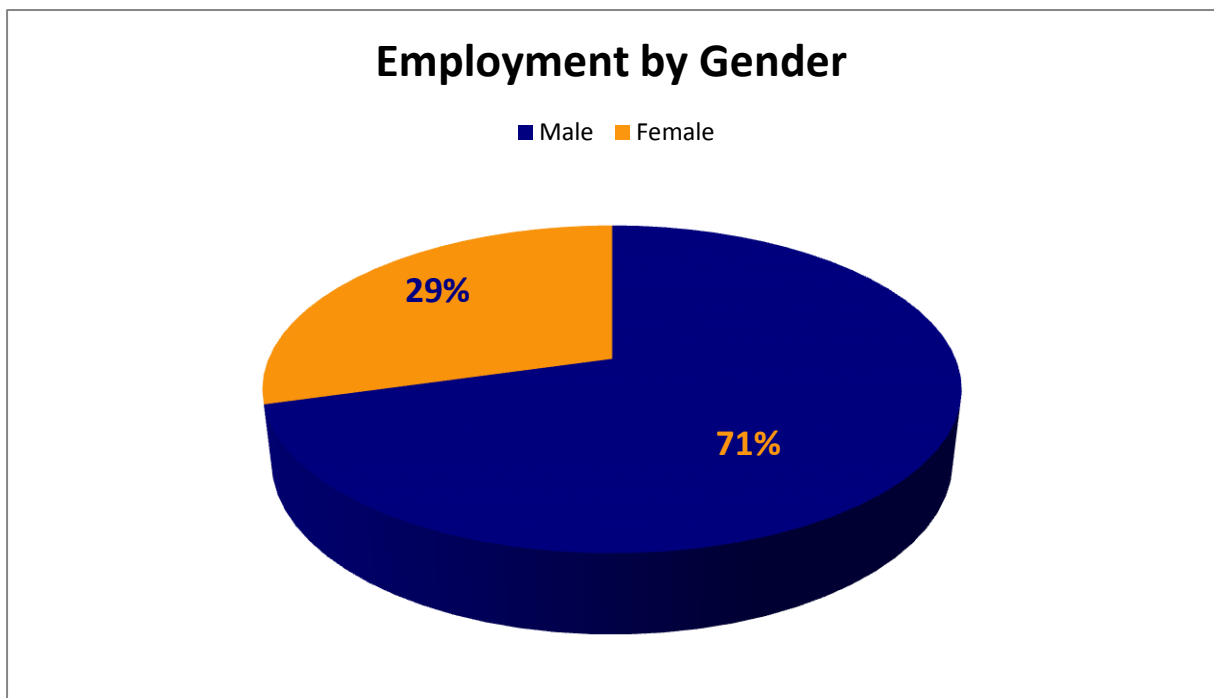


Figure 19: IT & ITES Employment by Gender

Direct Investment

All investment numbers in this section are based on actual numbers provided by the companies who participated in the ICT and ITES survey.

Investment		
Investment in IT		
Country	Number of Companies	Amount (USD)
Local	9	\$1,137,007
Foreign	6	\$2,468,435
Total	15	\$3,605,442

Table 20: Investment in IT

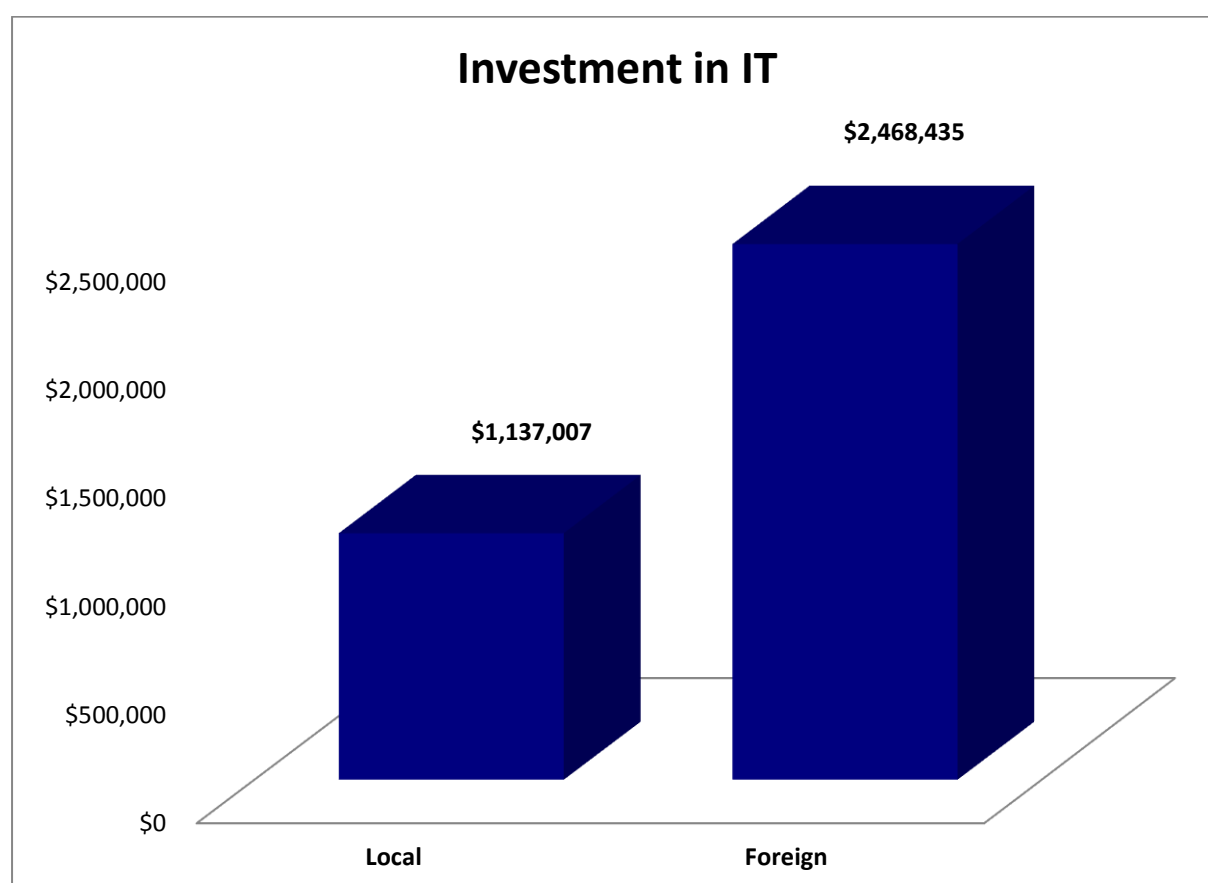


Figure 20: Investment in IT

Appendices

Appendix (A): ISIC 4 ICT & ITES Economic Activities

ICT and ITES ISIC Definition		
Section	Code	Description
Section C - Manufacturing:	182001	Reproduction of recorded media from master copies of software and data on discs and tapes
	2610	Manufacture of electronic components and boards
	2620	Manufacture of computers and peripheral equipment
	263001	Manufacture of data communications equipment, such as bridges, routers, and gateways
	268001	Manufacture of hard drive media
	2731	Manufacture of fiber optic cables
	332002	Installation of communications equipment
	332002	Installation of mainframe and similar computers
Section G – Wholesale & retail trade:	4651	Wholesale of computers, computer peripheral equipment and software
	465201	Wholesale of telephone and communications equipment
Section J – Information & Communication:	5820	Software publishing
	6110	Wired telecommunications activities
	6120	Wireless telecommunications activities
Section J – Information & Communication:	6130	Satellite telecommunications activities
	6190	Other telecommunications activities
	6201	Computer programming activities
	6202	Computer consultancy and computer facilities management activities
	6209	Other information technology and computer service activities
	6311	Data processing, hosting and related activities
	6312	Web portals
Section N – Administrative & support service activities:	8220	Activities of call centers
Section S – Other services activities:	9511	Repair of computers and peripheral equipment
	951201	Repair of carrier equipment modems
	951202	Repair of communications transmission equipment (e.g. routers, bridges, modems)

Table 21: ICT & ITES Economic Activities According to ISIC 4

Appendix (B): ISIC 4 Economic Sections – Activity Sectors

ISIC Sections – (Activity Sectors)		
Section	Divisions	Activity Sector
A	01-03	Agriculture, forestry and fishing
B	05-09	Mining and quarrying
C	10-33	Manufacturing
D	35	Electricity, gas, steam and air conditioning supply
E	36-39	Water supply; sewerage, waste management and remediation
F	41-43	Construction
G	45-47	Wholesale and retail trade
H	49-53	Transportation and storage
I	55-56	Accommodation and food service
J	58-63	Information and communication
K	64-66	Finance and insurance
L	68	Real estate
M	69-75	Professional, scientific and technical activities
N	77-82	Administrative and support service activities
O	84	Public administration and defense; compulsory social security
P	85	Education
Q	86-88	Human health and social work activities
R	90-93	Arts, entertainment and recreation
S	94-96	Other service activities
T	97-98	Activities of households as employers; undifferentiated goods- and services-producing activities of households for own use
U	99	Activities of extraterritorial organizations and bodies

Table 22: ISIC 4 Economic Activity Sectors

Appendix (C): ISIC 4 Economic Sections Description

This section includes a brief description of ISIC 4 Economic Sections, further details on ISIC rev 4 can be access on <http://unstats.un.org/unsd/cr/registry/isic-4.asp>

Section A: Agriculture, forestry and fishing

This section includes the exploitation of vegetal and animal natural resources, comprising the activities of growing of crops, raising and breeding of animals, harvesting of timber and other plants, animals or animal products from a farm or their natural habitats.

Section B: Mining and quarrying

This section includes the extraction of minerals occurring naturally as solids (coal and ores), liquids (petroleum) or gases (natural gas). Extraction can be achieved by different methods such as underground or surface mining, well operation, seabed mining etc.

This section also includes supplementary activities aimed at preparing the crude materials for marketing, for example, crushing, grinding, cleaning, drying, sorting, concentrating ores, liquefaction of natural gas and agglomeration of solid fuels. These operations are often carried out by the units that extracted the resource and/or others located nearby.

Mining activities are classified into divisions, groups and classes on the basis of the principal mineral produced. Divisions 05, 06 are concerned with mining and quarrying of fossil fuels (coal, lignite, petroleum, gas); divisions 07, 08 concern metal ores, various minerals and quarry products.

Some of the technical operations of this section, particularly related to the extraction of hydrocarbons, may also be carried out for third parties by specialized units as an industrial service, which is reflected in division 09.

This section excludes the processing of the extracted materials (see section C—Manufacturing), which also covers the bottling of natural spring and mineral waters at springs and wells (see class 1104) or the crushing, grinding or otherwise treating certain earths, rocks and minerals not carried out in conjunction with mining and quarrying (see class 2399). This section also excludes the usage of the extracted materials without a further transformation for construction purposes (see section F—Construction), the collection, purification and distribution of water (see class 3600), separate site preparation activities for mining (see class 4312) and geophysical, geologic and seismic surveying activities (see class 7110).

Section C: Manufacturing

This section includes the physical or chemical transformation of materials, substances, or components into new products, although this cannot be used as the single universal criterion for defining manufacturing (see remark on processing of waste below). The materials, substances, or components transformed are raw materials that are products of agriculture, forestry, fishing, mining or quarrying as well as products of other manufacturing activities. Substantial alteration, renovation or reconstruction of goods is generally considered to be manufacturing.

Units engaged in manufacturing are often described as plants, factories or mills and characteristically use power-driven machines and materials-handling equipment. However, units that transform materials or substances into new products by hand or in the worker's home and those engaged in

selling to the general public of products made on the same premises from which they are sold, such as bakeries and custom tailors, are also included in this section. Manufacturing units may process materials or may contract with other units to process their materials for them. Both types of units are included in manufacturing.

The output of a manufacturing process may be finished in the sense that it is ready for utilization or consumption, or it may be semi-finished in the sense that it is to become an input for further manufacturing. For example, the output of alumina refining is the input used in the primary production of aluminium; primary aluminium is the input to aluminium wire drawing; and aluminium wire is the input for the manufacture of fabricated wire products.

Manufacture of specialized components and parts of, and accessories and attachments to, machinery and equipment is, as a general rule, classified in the same class as the manufacture of the machinery and equipment for which the parts and accessories are intended. Manufacture of unspecialized components and parts of machinery and equipment, e.g. engines, pistons, electric motors, electrical assemblies, valves, gears, roller bearings, is classified in the appropriate class of manufacturing, without regard to the machinery and equipment in which these items may be included. However, making specialized components and accessories by moulding or extruding plastics materials is included in class 2220.

Assembly of the component parts of manufactured products is considered manufacturing. This includes the assembly of manufactured products from either self-produced or purchased components. The recovery of waste, i.e. the processing of waste into secondary raw materials is classified in class 3830 (Materials recovery). While this may involve physical or chemical transformations, this is not considered to be a part of manufacturing. The primary purpose of these activities is considered to be the treatment or processing of waste and they are therefore classified in Section E (Water supply; sewerage, waste management and remediation activities). However, the manufacture of new final products (as opposed to secondary raw materials) is classified in manufacturing, even if these processes use waste as an input. For example, the production of silver from film waste is considered to be a manufacturing process.

Specialized maintenance and repair of industrial, commercial and similar machinery and equipment is, in general, classified in division 33 (Repair, maintenance and installation of machinery and equipment). However, the repair of computers and personal and household goods is classified in division 95 (Repair of computers and personal and household goods), while the repair of motor vehicles is classified in division 45 (Wholesale and retail trade and repair of motor vehicles and motorcycles).

The installation of machinery and equipment, when carried out as a specialized activity, is classified in 3320.

Remark: The boundaries of manufacturing and the other sectors of the classification system can be somewhat blurry. As a general rule, the activities in the manufacturing section involve the transformation of materials into new products. Their output is a new product. However, the definition of what constitutes a new product can be somewhat subjective.

Section D: Electricity, gas, steam and air conditioning supply

This section includes the activity of providing electric power, natural gas, steam, hot water and the like through a permanent infrastructure (network) of lines, mains and pipes. The dimension of the

network is not decisive; also included are the distribution of electricity, gas, steam, hot water and the like in industrial parks or residential buildings.

This section therefore includes the operation of electric and gas utilities, which generate, control and distribute electric power or gas. Also included is the provision of steam and air-conditioning supply.

This section excludes the operation of water and sewerage utilities, see 36, 37. This section also excludes the (typically long-distance) transport of gas through pipelines.

Section E: Water supply; sewerage, waste management and remediation activities

This section includes activities related to the management (including collection, treatment and disposal) of various forms of waste, such as solid or non-solid industrial or household waste, as well as contaminated sites. The output of the waste or sewage treatment process can either be disposed of or become an input into other production processes. Activities of water supply are also grouped in this section, since they are often carried out in connection with, or by units also engaged in, the treatment of sewage.

Section F: Construction

This section includes general construction and specialized construction activities for buildings and civil engineering works. It includes new work, repair, additions and alterations, the erection of prefabricated buildings or structures on the site and also construction of a temporary nature.

General construction is the construction of entire dwellings, office buildings, stores and other public and utility buildings, farm buildings etc., or the construction of civil engineering works such as motorways, streets, bridges, tunnels, railways, airfields, harbours and other water projects, irrigation systems, sewerage systems, industrial facilities, pipelines and electric lines, sports facilities etc.

This work can be carried out on own account or on a fee or contract basis. Portions of the work and sometimes even the whole practical work can be subcontracted out. A unit that carries the overall responsibility for a construction project is classified here. Also included is the repair of buildings and engineering works.

This section includes the complete construction of buildings (division 41), the complete construction of civil engineering works (division 42), as well as specialized construction activities, if carried out only as a part of the construction process (division 43). The renting of construction equipment with operator is classified with the specific construction activity carried out with this equipment.

This section also includes the development of building projects for buildings or civil engineering works by bringing together financial, technical and physical means to realize the construction projects for later sale. If these activities are carried out not for later sale of the construction projects, but for their operation (e.g. renting of space in these buildings, manufacturing activities in these plants), the unit would not be classified here, but according to its operational activity, i.e. real estate, manufacturing etc.

Section G: Wholesale and retail trade; repair of motor vehicles and motorcycles

This section includes wholesale and retail sale (i.e. sale without transformation) of any type of goods and the rendering of services incidental to the sale of these goods. Wholesaling and retailing are the

final steps in the distribution of goods. Goods bought and sold are also referred to as merchandise. Also included in this section are the repair of motor vehicles and motorcycles.

Sale without transformation is considered to include the usual operations (or manipulations) associated with trade, for example sorting, grading and assembling of goods, mixing (blending) of goods (for example sand), bottling (with or without preceding bottle cleaning), packing, breaking bulk and repacking for distribution in smaller lots, storage (whether or not frozen or chilled), cleaning and drying of agricultural products, cutting out of wood fibreboards or metal sheets as secondary activities.

Division 45 includes all activities related to the sale and repair of motor vehicles and motorcycles, while divisions 46 and 47 include all other sale activities. The distinction between division 46 (wholesale) and division 47 (retail sale) is based on the predominant type of customer.

Wholesale is the resale (sale without transformation) of new and used goods to retailers, to industrial, commercial, institutional or professional users, or to other wholesalers, or involves acting as an agent or broker in buying goods for, or selling goods to, such persons or companies. The principal types of businesses included are merchant wholesalers, i.e. wholesalers who take title to the goods they sell, such as wholesale merchants or jobbers, industrial distributors, exporters, importers, and cooperative buying associations, sales branches and sales offices (but not retail stores) that are maintained by manufacturing or mining units apart from their plants or mines for the purpose of marketing their products and that do not merely take orders to be filled by direct shipments from the plants or mines. Also included are merchandise brokers, commission merchants and agents and assemblers, buyers and cooperative associations engaged in the marketing of farm products. Wholesalers frequently physically assemble, sort and grade goods in large lots, break bulk, repack and redistribute in smaller lots, for example pharmaceuticals; store, refrigerate, deliver and install goods, engage in sales promotion for their customers and label design.

Retailing is the resale (sale without transformation) of new and used goods mainly to the general public for personal or household consumption or utilization, by shops, department stores, stalls, mail-order houses, door-to-door sales persons, hawkers and peddlers, consumer cooperatives, auction houses etc. Most retailers take title to the goods they sell, but some act as agents for a principal and sell either on consignment or on a commission basis.

Section H: Transportation and storage

This section includes the provision of passenger or freight transport, whether scheduled or not, by rail, pipeline, road, water or air and associated activities such as terminal and parking facilities, cargo handling, storage etc. Included in this section is the renting of transport equipment with driver or operator. Also included are postal and courier activities.

This section excludes maintenance and repair of motor vehicles and other transportation equipment (see classes 4520 and 3315, respectively), the construction, maintenance and repair of roads, railroads, harbours, airfields (see classes 4210 and 4290), as well as the renting of transport equipment without driver or operator (see classes 7710 and 7730).

Section I: Accommodation and food service activities

This section includes the provision of short-stay accommodation for visitors and other travelers and the provision of complete meals and drinks fit for immediate consumption. The amount and type of supplementary services provided within this section can vary widely.

This section excludes the provision of long-term accommodation as primary residences, which is classified in Real estate activities (section L). Also excluded is the preparation of food or drinks that are either not fit for immediate consumption or that are sold through independent distribution channels, i.e. through wholesale or retail trade activities. The preparation of these foods is classified in Manufacturing (section C).

Section J: Information and communication

This section includes the production and distribution of information and cultural products, the provision of the means to transmit or distribute these products, as well as data or communications, information technology activities and the processing of data and other information service activities.

The main components of this section are publishing activities (division 58), including software publishing, motion picture and sound recording activities (division 59), radio and TV broadcasting and programming activities (division 60), telecommunications activities (division 61) and information technology activities (division 62) and other information service activities (division 63).

Publishing includes the acquisition of copyrights to content (information products) and making this content available to the general public by engaging in (or arranging for) the reproduction and distribution of this content in various forms. All the feasible forms of publishing (in print, electronic or audio form, on the internet, as multimedia products such as CD-ROM reference books etc.) are included in this section.

Activities related to production and distribution of TV programming span divisions 59, 60 and 61, reflecting different stages in this process. Individual components, such as movies, television series etc. are produced by activities in division 59, while the creation of a complete television channel programme, from components produced in division 59 or other components (such as live news programming) is included in division 60. Division 60 also includes the broadcasting of this programme by the producer. The distribution of the complete television programme by third parties, i.e. without any alteration of the content, is included in division 61. This distribution in division 61 can be done through broadcasting, satellite or cable systems.

Section K: Financial and insurance activities

This section includes financial service activities, including insurance, reinsurance and pension funding activities and activities to support financial services.

This section also includes the activities of holding assets, such as activities of holding companies and the activities of trusts, funds and similar financial entities.

Section L: Real estate activities

This section includes acting as lessors, agents and/or brokers in one or more of the following: selling or buying real estate, renting real estate, providing other real estate services such as appraising real estate or acting as real estate escrow agents. Activities in this section may be carried out on own or leased property and may be done on a fee or contract basis. Also included is the building of structures, combined with maintaining ownership or leasing of such structures. This section includes real estate property managers.

Section M: Professional, scientific and technical activities

This section includes specialized professional, scientific and technical activities. These activities require a high degree of training, and make specialized knowledge and skills available to users, such as Legal and accounting activities, Activities of head offices; management consultancy activities, and Architectural and engineering activities; technical testing and analysis.

Section N: Administrative and support service activities

This section includes a variety of activities that support general business operations. These activities differ from those in section M, since their primary purpose is not the transfer of specialized knowledge, such as Rental and leasing activities, Employment activities, and Travel agency, tour operator, reservation service and related activities.

Section O: Public administration and defence; compulsory social security

This section includes activities of a governmental nature, normally carried out by the public administration. This includes the enactment and judicial interpretation of laws and their pursuant regulation, as well as the administration of programmes based on them, legislative activities, taxation, national defence, public order and safety, immigration services, foreign affairs and the administration of government programmes. This section also includes compulsory social security activities.

The legal or institutional status is not, in itself, the determining factor for an activity to belong in this section, rather than the activity being of a nature specified in the previous paragraph. This means that activities classified elsewhere in ISIC do not fall under this section, even if carried out by public entities. For example, administration of the school system (i.e. regulations, checks, curricula) falls under this section, but teaching itself does not (see section P), and a prison or military hospital is classified to health (see section Q). Similarly, some activities described in this section may be carried out by non-government units.

Section P: Education

This section includes education at any level or for any profession, oral or written as well as by radio and television or other means of communication. It includes education by the different institutions in the regular school system at its different levels as well as adult education, literacy programmes etc. Also included are military schools and academies, prison schools etc. at their respective levels. The section includes public as well as private education.

For each level of initial education, the classes include special education for physically or mentally handicapped pupils.

The breakdown of the categories in this section is based on the level of education offered as defined by the levels of ISCED 1997. The activities of educational institutions providing education at ISCED levels 0 and 1 are classified in group 851, those at ISCED levels 2 and 3 in group 852 and those at ISCED levels 4, 5 and 6 in group 853.

This section also includes instruction primarily concerned with sport and recreational activities such as bridge or golf and education support activities.

Section Q: Human health and social work activities

This section includes the provision of health and social work activities. Activities include a wide range of activities, starting from health care provided by trained medical professionals in hospitals and other facilities, over residential care activities that still involve a degree of health care activities to social work activities without any involvement of health care professionals.

Section R: Arts, entertainment and recreation

This section includes a wide range of activities to meet varied cultural, entertainment and recreational interests of the general public, including live performances, operation of museum sites, gambling, sports and recreation activities.

Section S: Other service activities

This section (as a residual category) includes the activities of membership organizations, the repair of computers and personal and household goods and a variety of personal service activities not covered elsewhere in the classification.

Section T: Activities of households as employers; undifferentiated goods- and services-producing activities of households for own use

Activities of households as employers of domestic personnel, undifferentiated goods- and services-producing activities of private households for own use

Section U: Activities of extraterritorial organizations and bodies

Activities of extraterritorial organizations and bodies

Appendix (D): ISIC 4 Section J (Information and Communication) Divisions

Division No.	Division Description
58	Publishing Activities
59	Motion Picture , Video and Television Program Production, Sound Recording and Music Publishing Activities
60	Programming and Broadcasting Activities (Radio and TV)
61	Telecommunications
62	Computer Programming, Consultancy, and Related Activities.
63	Information Service Activities.

Table 23: Section J Divisions

Appendix (E): ICT & ITES Companies Directory by ISIC 4.0 Activity²

Commercial Name	Tel.	Fax.	Website
Manufacture of electronic components and boards (2610)			
Engineering Sense	+96265159906	+96265159908	www.engsense.com
Manufacture of computers and peripheral equipment (2620)			
DELL	+96265805378	+96265805375	www.dell.com
NCR Corporation	+96265002020	+96265686649	www.ncr.com
Telecommunications equipment installation (332001)			
BMB	+962799759995	+96265535812	www.bmbgroup.com
Cell Build	+96265856969	+96265856767	www.cellbuild.com.jo
Converse Telecom	+96265658289	+96265658299	www.convotel.com
Data Consult	+96265652291	+96265652186	www.dcgroupp.com
ETCOM	+96265531571	+96265531572	www.ETCOM-ME.com
MCC	+96265359163	+96265349330	www.mccmagic.com
Newtek Solutions	+96265165300	+96265162070	www.newtek.com.jo
NSS	+96265152235	+96265152236	www.nss.net.jo
Orientek	+96265885185	+96265885175	www.orientek.jo
SITA	+96264630815	+96264649815	www.sita.aero
TEN	+96265540555	+96265540555	www.ten.com.jo
TEXUM	+96265851777	+96265827608	www.texum-me.com
IT Hardware & infrastructure installation (332002)			
Ad-Tech	+96265539388	+96265539278	www.ad-tech.com.jo
BMB	+962799759995	+96265535812	www.bmbgroup.com
HQ Establishment	+96264659870	+96264659869	www.hq.jo
INTRACOM	+96264603333	+96264622017	www.intracom.me
PC STORES	+96265563351	+96265563353	www.pcstores.com.jo
Primus	+96265535733	+96265535734	www.primus.com.jo
Segma	+96264633452	+96264633453	www.segma.jo
STC	+96265516388	+96265520801	www.shnoudi.com
TEXUM	+96265851777	+96265827608	www.texum-me.com
IT Hardware & infrastructure wholesale (4651)			
AKTCO	+96265533719	+96265533719	www.aktco.com
Alidama	+96265658018	+96265603394	www.alidama.com
Almajal	+96265691357	+96265691357	NA
Almansour Solutions	+96265330365	+96265330365	NA
AlphaHub	+96265656074	+96265666899	www.alpha-hub.com
AUTechno	+96264881060	+96264881060	www.autechno.com
Blufield	+962796655119	+96265239510	NA
Cisco Systems	+96264604400	+96264604848	www.cisco.com
Converse Telecom	+96265658289	+96265658299	www.convotel.com
Dara	+96265674580	+96265680923	www.darajo.com
Diligents	+96265545618	+96265545618	NA
DTECX	+96265862987	+96265863987	www.tigerlily-interactive.com
Electronics Engineering	+96265664930	+96265665930	www.electronicsegg.com
Erada Solutions	+96265511604	+96265511670	www.e-rada.com
Ethar	+96265657087	+96265657078	www.etharsoft.com
Falcons Soft	+96265656597	+96265658736	www.falconssoft.com
GCE	+96265513879	+96265513509	www.gce.com.jo

² Only companies that completed the survey are included.

Commercial Name	Tel.	Fax.	Website
GCE Soft	+96265536608	+96265536607	www.gcesoft.com.jo
Ideal Communication Systems	+96265510588	+96265510588	NA
InfoGraph	+96266503546	+96265602891	www.infograph.com.jo
IRIS Technology	+96265536514	+96265536894	www.itech.com.jo
ISS	+96265513581	+96265513581	www.iss.com.jo
IT Con	+962795795060	+96265854113	www.itcongroup.com
ITAC Soft	+96265535205	+96265535205	www.itacsoft.com
ITON	+96265345311	+96265345322	www.iton-jo.com
JBS	+96265000999	+96265000990	www.jbs.com.jo
JSS Group	+96265537488	+96265537488	www.jssgroup.com
Logicom	+96265513400	+96265521103	www.logicom-group.com
MCC	+96265359163	+96265349330	www.mccmagic.com
MDS-Comm	+96265510880	+96265510880	www.mds-comm.com
Modern Systems	+96265829404	+96265829405	www.modernsystems-jordan.com
Optimiza	+96265629999	+96265629988	www.optimizasolutions.com
Oxygen	+96265818891	+96265818871	www.oxygen-jo.com
PC Mall	+96265511542	+96265513814	www.pcmall-int.com
Smart Systems	+96265627771	+96265627771	www.smartsystems.jo
Space For Technical Solutions	+96265353287	+96265335395	www.telemox.com
STS	+96265802626	+96265829213	www.sts.com.jo
TDA Jordan	+96265673823	+96265673821	www.tdajordan.com
Traklink	+96265412281	+96265412282	www.trak-link.com
vtech systems	+96264616764	+96264616764	www.vtech-sys.com
Software licenses sale (4651)			
e2abs	+96265928454	+96265928453	www.e2abs.com
Fourth Dimension Systems	+96265532900	+96265522401	www.fdsme.com
GCE	+96265513879	+96265513509	www.gce.com.jo
GCE Soft	+96265536608	+96265536607	www.gcesoft.com.jo
Grapheast	+96265852101	+96265829405	www.grapheast.com
ICS Financial System	+96265344088	+96265332651	www.icsfs.com
InfoGraph	+96266503546	+96265602891	www.infograph.com.jo
INTRACOM	+96264603333	+96264622017	www.intracom.me
IRIS Technology	+96265536514	+96265536894	www.itech.com.jo
ITEC	+96265540890	+96265540894	www.itecj.com
MenalTech	+96265545314	+96265545319	www.menaitech.com
Newtek Solutions	+96265165300	+96265162070	www.newtek.com.jo
Optimiza	+96265629999	+96265629988	www.optimizasolutions.com
Pio-Tech	+96265516115	+96265523249	www.pio-tech.com
Telecommunications equipment and telephones wholesale (465201)			
AlphaHub	+96265656074	+96265666899	www.alpha-hub.com
ASCOTEL	+96264648256	+96264648256	www.ascotel.com.jo
MK+	+96265528345	+96265528532	NA
Software deployment (5820)			
Catalysis	+96265865906	+96265817403	www.catalysis.jo
Dima Solutions	+96265561234	+96265561233	www.dima.com.jo
Dynamics Innovations	+962799996585	+962799996585	www.dynamicsinnovations.com
Engineering Sense	+96265159906	+96265159908	www.engsense.com
Falcons Soft	+96265656597	+96265658736	www.falconssoft.com
Fourth Dimension Systems	+96265532900	+96265522401	www.fdsme.com

Commercial Name	Tel.	Fax.	Website
ITEC	+96265540890	+96265540894	www.itecj.com
Jando	+962796199954	+962796199954	www.jando.com
Savvytek	+96265816650	+96265816640	www.savvytek.com
Sermon	+96265345371	+96265346071	www.sermonsolutions.net
STS	+96265802626	+96265829213	www.sts.com.jo
6110 Wired telecommunications activities			
Blink	+96263000203	+96263000203	www.blink.jo
Cyberia	+96265515333	+96265515999	www.cyberia.jo
Kulacom	+96262500000	+96262501111	www.kulacom.jo
NEXT	+96264736800	+96264736848	www.next.jo
Orange	+96264606666	+96264606469	www.orange.jo
Umniah	+96265005000	+96265621912	www.umniah.com
Zain	+96279900900	+96265817027	www.jo.zain.com
6120 Wireless telecommunications activities			
Kulacom	+96262500000	+96262501111	www.kulacom.jo
Orange	+96264606666	+96264606469	www.orange.jo
Umniah	+96265005000	+96265621912	www.umniah.com
Zain	+96279900900	+96265817027	www.jo.zain.com
6190: Other telecommunications activities			
Golden Link	+96264609999	+96264609998	www.goldenlink.jo
Signal	+96265854140	+96265823060	www.signal.com.jo
Games (6201)			
Beladcom	+962655431413	+96265543144	www.beladcom.com
Maysalward	+962795519109	+96260000000	www.maysalward.com
Media Plus	+96265522826	+96265522836	www.mediaplus.com.jo
Peak Games	+962786100666	+962786100666	www.peakgames.net
Mobile applications development (6201)			
Applixya	+96265857720	+96265857725	www.applixya.com
CONTROL CALL	+962795156077	+962795156077	www.controlcall.net
DOT	+96265518274	+96265518274	www.dot-jo.biz
GCE Soft	+96265536608	+96265536607	www.gcesoft.com.jo
PACT	+96265658262	+96265696827	www.pactelecom.com
Pencilo	+96265530131	+96265510709	www.pencilo.com
Al Hudhud	+962797721545	+962797721545	NA
e-alzain	+96265066660	+96265050601	www.e-alzain.com
Koala	+96265805460	+96265805462	www.koalatechs.com
Modern Media	+96264658209	+96264658206	www.theonlineproject.me
Software development (6201)			
01Tracks	+96265514959	+96265513536	www.01tracks.com
AA Group	+96265413170	+96265413170	www.aagroup-co.com
ACCESS TO ARABIA	+96265686588	+96265650261	www.access2arabia.com
AL DAD IT	+96265333512	+96265333512	www.ddadit.com
AL MUNTHAR	+96265370030	+96265370040	www.almenthar.com
Al Rajeh	+96253748961	+96253748961	www.rct-jo.com
Alnassah	+96265335152	+96265335031	www.alnassah.com
Artelco	+96264647062	+96264615346	www.artelco.com.jo
ATS	+96265162001	+96265162005	www.ats-ware.com
Bentley	+96265679300	+96265679300	www.bentley.com
Bsoft	+96265822543	+96265822543	www.bsoftdev.com

Commercial Name	Tel.	Fax.	Website
BTAT	+96265620022	+96265620028	www.btat.com
Continuity Software	+962796487691	+962796487691	www.csitjo.com
CONTRIBUTOR	+962797655443	+962797655443	NA
CR2	+96265163122	+96265163122	www.cr2.com
Crown IT	+96265544415	+96265544410	www.crownit.com
CSC Beyond	+96264646660	+96264646660	www.cscbeyond.com
Delta Informatics	+96265160371	+96265160372	www.deltainf.com
Dot.Jo	+96265544889	+96265544895	www.dot.jo
DWT	+96265540065	+96265540065	www.dwt.jo
e2abs	+96265928454	+96265928453	www.e2abs.com
eArts	+96265155415	+96265155415	www.e-arts.cc
EBECS	+96265548297	+96265548297	www.ebecs.com
E-FILE	+96265655327	+96265655328	www.electronic-file.com
Erada Solutions	+96265511604	+96265511670	www.e-rada.com
ERPme	+96265602561	+96265602571	www.erpme.com
ESKADENIA Software	+96265510717	+96265510719	www.eskadenia.com
Estarta Solutions	+96265330751	+96265330752	www.estartasolutions.com
Evantek	+96265662241	+96265662241	www.evantek.com
Focus Solutions	+96265544978	+96265543978	www.focuskm.com
Fourth Dimension Systems	+96265532900	+96265522401	www.fdsme.com
Galaxy	+96265330682	+96265348066	NA
Globitel	+96265300130	+96265300144	www.globitel.com
H3O Systems	+96265861199	+96265827599	www.h3osystems.com
Habash	+962797313060	+962797313060	NA
Hakaya Technologies	+962777324668	+962777324668	www.hakaya.com
Hybrid Solutions	+96265151601	+96265151601	www.hybrid-solutions.com
ICS me	+96265532644	+96265532644	www.icsme.com
InnSystem	+962654128288	+962654128288	www.innsystem.com
Insight Group	+96264631310	+96264631310	www.insight.com.jo
INTRACOM	+96264603333	+96264622017	www.intracom.me
Isoft	+962779383578	+962779383578	www.isoft.ae
ISS	+96265513581	+96265513581	www.iss.com.jo
ISSP	+962798174387	+962798174387	www.isspsoft.com
IT Con	+962795795060	+96265854113	www.itcongroup.com
ITABSOLUTE	+962065656113	+962065602882	www.it-absolute.com
ITAC Soft	+96265535205	+96265535205	www.itacsoft.com
ITG Solutions	+96264618133	+96264618115	www.itgsolutions.com
Javna	+96265858193	+96265821460	www.javna.com
JValley Software Solutions	+96265866707	+96265866706	www.JValley.net
KeySoft	+96265519363	+96265519373	www.keysoft.com.jo
Kindi Soft	+96265333821	+96265333824	www.kindi.com
Legend Solutions	+96265412577	+96265412578	www.legendssolutions.co
Lenvosoft	+96265349082	+96265349082	www.lenvosoft.com
Lone Star	+962796590506	+962796590506	NA
Manaf Soft	+96265853366	+96265824149	www.manafsoft.com
MATRIX	+96265532981	+96265532981	www.tditco.com
Modern Systems	+96265829404	+96265829405	www.modernsystems-jordan.com
Moon Computer Systems	+962777416913	+962777416913	www.moonnetworks.com
Ocean Soft	+96265667092	+96265670183	www.theoceansoft.com

Commercial Name	Tel.	Fax.	Website
Optimiza	+96265629999	+96265629988	www.optimizasolutions.com
Pencilo	+96265530131	+96265510709	www.pencilo.com
Pio-Tech	+96265516115	+96265523249	www.pio-tech.com
Premait Solutions	+96265818929	+96265818928	www.premait.com
QBS	+96265669800	+96265669801	www.qbs.jo
Rabbitech	+962795065031	+962795065031	NA
Raya Solutions	+96265151731	+96265151831	www.rayasolutions.com
REALSOFT	+96265160484	+96265160485	www.realsoft-me.com
Rubicon	+96265824953	+96265825043	www.rubiconholding.com
Savvytek	+96265816650	+96265816640	www.savvytek.com
Secret	+96265688014	+96265688014	www.secret.jo
SEDCO	+96265533832	+96265533833	www.sedco.com
Seneca	+96265549411	+96265549410	www.senecald.com
Shomali Infotec	+96265562015	+96265562032	NA
Sima Programming	+96264620415	+96264620415	NA
Simtix	+96265650511	+96265650719	www.simtix.com
Sketch in Motion	+96265519467	+96265519467	www.sketchinmotion.com
Sky Soft	+96265339616	+96265338138	www.skyits.com
SoftAct	+96265357667	+96265347490	www.softact.com
Software House	+96265639658	+96265639359	www.amox.biz
SSSProcess	+962 6 5338819	+962 6 5339919	www.sssprocess.com
STC	+96265516388	+96265520801	www.shnoudi.com
Tajdeed	+96265153175	+96265153174	www.t4bt.com
Tanasuk Technologies	+96200000000	+96200000000	www.tanasuk.com
TechnoSys Group	+96265538110	+96265538039	www.technohome.net
Traklink	+96265412281	+96265412282	www.trak-link.com
vtech systems	+96264616764	+96264616764	www.vtech-sys.com
WIT Jo	+96265163303	+96265163370	www.wit-jo.com
ICT Consulting and Research (6202)			
Arab Advisors Group	+96265828849	+96265828809	www.arabadvisors.com
Belbesi	+96264620004	+96264620110	www.belbesi.com
Binary Solutions	+96265540407	+96265560305	www.binasol.com
Focus Solutions	+96265544978	+96265543978	www.focuskm.com
GCE	+96265513879	+96265513509	www.gce.com.jo
InfoGraph	+96266503546	+96265602891	www.infograph.com.jo
Knolwedge Jordan	962796505506	+96260000000	www.knowledgejordan.com
Net Sed	+962797111983	+962797111983	www.netsed.net
SMT Center	+96265374001	+96265374002	www.smt-center.com
TAG Org	+96265100100	+96265100601	www.tagorg.com
Other IT activities (6209)			
Al Diyar	+96265939376	+96265939376	www.nibras.com
EHS	+96265800461	+96265800464	www.ehs.com.jo
Fourth Dimension Systems	+96265532900	+96265522401	www.fdsme.com
InfoGraph	+96266503546	+96265602891	www.infograph.com.jo
Karasi Ticketing	+96265515383	+96265527645	www.karasi.com
Oracle	+96265200800	+9626 567 4321	www.oracle.com
PRO TECH	+96265606676	+96265605848	www.protech-jo.com
Seniors IT	+96265687788	+96265625259	www.seniorsit.net
Smart Cube	+96264602000	+96264602010	www.smartcube.co

Commercial Name	Tel.	Fax.	Website
Data processing and hosting related services (6311)			
Al Bawaba	+96265658322	+96265658324	www.albawaba.com
Brick2Click	+962776666759	+962776666759	www.brick2click.com
eKeif	+96265827405	+96265827406	www.ekeif.com
Email Solutions	+96265688250	+96265688240	www.email-soft.com
InfoGraph	+96266503546	+96265602891	www.infograph.com.jo
Infoshake	+96265340268	+96265340274	www.infoshake.com
Insight Group	+96264631310	+96264631310	www.insight.com.jo
ishra7	+962799477782	+962799477782	www.ishra7.com
Javna	+96265858193	+96265821460	www.javna.com
Madfoo3atCom	+96265548483	+96265528057	www.madfoo3at.com
Masmoo3	+96265819403	+96265819403	www.masmoo3.com
Progressive Generation	+962777958695	+962777958695	www.pgstd.com
Release Art	+96265854480	+96265854480	NA
e-Commerce business (6311)			
AbuJazar Multimedia	+962788640412	+962788640412	www.abujazar.com
E-learning Arabia	+96265520750	+96265520969	www.e-learningarabia.com
Exxab	+96265522143	+96265522653	www.exxab.com
Gate2Play	+962777868583	+962777868583	www.gate2play.com
HTSOffshore	+962796555111	+962796555111	www.htsoffshore.com
Jormall	+96265858687	+96265858951	www.jormall.com
Khodarji	+96264200520	+96264200520	www.khodarji.com
Macro Apps	+96265825078	+96265825079	www.macroapps.com
Menwayn	+962777503966	+962777503966	www.menwayn.com
Mkateb.com	+96264636484	+96264636434	www.mkateb.com
Telecommunications value added services (VAS-6311)			
Arabia Cell	+96265806080	+96265810689	www.arabiacell.com
BeeCell	+96265861730	+96265861730	www.beecell.com
BMB	+962799759995	+96265535812	www.bmbgroup.com
Info2Cell	+96265531140	+96265531141	www.info2cell.com
Javna	+96265858193	+96265821460	www.javna.com
Kastana	+96265527014	+96265520969	www.kastana.net
NGT	+96265854866	+96265854866	www.ngt.jo
Telecom Enterprise	+962796968481	+962796968481	www.tele-ent.com
Telephoenic	+962799441001	+96265162163	www.telephoenic.com
Online applications customization (6312)			
Dot.Jo	+96265544889	+96265544895	www.dot.jo
Alqistas	+96265538895	+96265527052	www.alqistas.com
Dot.Jo	+96265544889	+96265544895	www.dot.jo
InfoGraph	+96266503546	+96265602891	www.infograph.com.jo
O-Minds	+96265655150	+96265675150	www.o-minds.com
Qudoraat	+96265356546	+96265356547	www.qudoraat.com
Web portals (6312)			
11DaysJordan	+96265861199	+96265827599	www.11daysdesign.com
Altibbi	+96265868031	+96265868032	www.altibbi.com
Aqar Estate	+962796171768	+96265805462	www.aqar-estate.com
AUTechno	+96264881060	+96264881060	www.autechno.com
Breez	+96265858133	+96265858176	www.breez.jo
Click Jordan	+96265825884	+96265825884	www.clickjordan.net

Commercial Name	Tel.	Fax.	Website
Communities Tech	+96265814605	+96265814723	www.communitiestech.com
D1G	+96265511190	+96265511195	www.d1g.com
Dash Arabia	+96265536692	+96265536692	www.dasharabia.com
Decentra	+96265371976	+96265371975	www.decentra.com.jo
DWT	+96265540065	+96265540065	www.dwt.jo
eKeif	+96265827405	+96265827406	www.ekeif.com
kensoftware	+962777352202	+962777352202	www.kensoftware.com
Kinz	+96265603949	+96265601570	www.kinz.jo
Magnify	+96265549042	+96265549042	www.magnify.jo
Media Plus	+96265522826	+96265522836	www.mediaplus.com.jo
MTT	+962795560137	+962795560137	www.mtt-ne.com
Roznamti	+962799488500	+962799488500	www.roznamti.com
Spring Web Technologies	+96264622536	+96264622536	www.hellospring.net
Syntax Digital	+96264612834	+96264612834	www.syntaxdigital.com
Tropical Solutions	+96265624030	+96265624070	www.ts4web.com
TruthSoft	+96265238534	+96265238534	www.truthsoft.com
XYZ2U	+96265868310	+96265826936	www.xyz2u.com
Business process outsourcing (8220)			
Binary Solutions	+96265540407	+96265560305	www.binasol.com
CrysTelCall	+96265001333	+96265001334	www.crystelcall.com
ZADD	+96264656116	+96264656117	www.zadd.co
Estarta Solutions	+96265330751	+96265330752	www.estartasolutions.com
IT Maintenance and support (9511)			
ALJABERI	+962788876475	+962788876475	NA
Almajal	+96265691357	+96265691357	NA
Ardico	+96265667928	+96265684144	www.ardico.jo
AUTechno	+96264881060	+96264881060	www.autechno.com
Blufield	+962796655119	+96265239510	NA
Engineering Sense	+96265159906	+96265159908	www.engsense.com
GCE	+96265513879	+96265513509	www.gce.com.jo
GCE Soft	+96265536608	+96265536607	www.gcesoft.com.jo
Ideal Solution	+96265661140	+96265661140	NA
InfoGraph	+96266503546	+96265602891	www.infograph.com.jo
INTRACOM	+96264603333	+96264622017	www.intracom.me
ITAC Soft	+96265535205	+96265535205	www.itacsoft.com
ITEC	+96265540890	+96265540894	www.itecj.com
MCC	+96265359163	+96265349330	www.mccmagic.com
NON STOP	+962795993303	+962795993303	NA
PRESENT	+962786601349	+962786601349	NA
RISC	+96265652003	+96265652003	www.risc.com
SAHER SOFT	+96264635565	+96264635565	NA
Savvytek	+96265816650	+96265816640	www.savvytek.com
Sensation	+962785712757	+962785712757	NA
STS	+96265802626	+96265829213	www.sts.com.jo
TEXUM	+96265851777	+96265827608	www.texum-me.com
IT Outsourcing (9511)			
Aspire	+96265163046	+96265163049	www.aspire.jo
Focus Solutions	+96265544978	+96265543978	www.focuskm.com
TEXUM	+96265851777	+96265827608	www.texum-me.com

Commercial Name	Tel.	Fax.	Website
Telecommunications equipment maintenance (951201)			
ALRUWAD	+96265972682	+96265972682	NA
ASENETS	+96264644870	+96264644787	www.asenets.com
IT Networking equipment maintenance (951202)			
AUTechno	+96264881060	+96264881060	www.autechno.com
BMB	+962799759995	+96265535812	www.bmbgroup.com
Ideal Communication Systems	+96265510588	+96265510588	NA
NON STOP	+962795993303	+962795993303	NA
Optimiza	+96265629999	+96265629988	www.optimizasolutions.com
TEXUM	+96265851777	+96265827608	www.texum-me.com
ICT Training			
CTS	+96227101461	+96227101462	www.ctsjordan.com
Fourth Dimension Systems	+96265532900	+96265522401	www.fdsme.com
GCE	+96265513879	+96265513509	www.gce.com.jo
InfoGraph	+96266503546	+96265602891	www.infograph.com.jo
Knowledge Arabia	+96265345106	+96265345109	www.katrain.com
Newtek Solutions	+96265165300	+96265162070	www.newtek.com.jo
Otrain	+96265543470	+96265543469	www.otrain.com.jo
Teleprobe	+96265538292	+96265538252	www.teleprobe.jo

Table 24: ICT & ITES Companies Director by ISIC 4.0 Activity